



*ProCredit*  
H O L D I N G

*2019*

*Annual Report*



## Key Figures of the Group

Consolidated Statement of Financial Position (in '000 EUR)	Dec 2019	Dec 2018	Change
Total assets	6,697,560	5,966,184	731,376
Loans and advances to customers	4,797,332	4,392,173	405,159
Allowance for losses on loans and advances to customers	-106,372	-124,344	17,973
Net Loan Portfolio	4,690,961	4,267,829	423,132
Liabilities to customers	4,333,436	3,825,938	507,498
Total equity	803,492	743,634	59,858

Consolidated Statement of Profit or Loss (in '000 EUR )			
Operating income*	252,603	245,394	2.9%
Operating expenses*	175,737	167,866	4.7%
Profit of the period from continuing operations*	61,522	61,621	-0.2%
Profit of the period	54,305	54,479	-0.3%

Key Performance Indicators			
Change in customer loan portfolio*	10.3%	12.5%	-2.2 pp
Cost-income ratio*	70.5%	69.7%	0.8 pp
Return on equity (ROE)	6.9%	7.6%	-0.7 pp
Common Equity Tier 1 capital ratio	14.1%	14.4%	-0.3 pp

Additional indicators			
Customer deposits to customer loan portfolio	90.3%	87.1%	3.2 pp
Net interest margin*	3.1%	3.3%	-0.2 pp
Share of credit-impaired loans*	2.5%	3.1%	-0.6 pp
Ratio of allowances to credit-impaired loans*	89.1%	90.8%	-1.7 pp
Green customer loan portfolio	795,413	677,515	117,898

Operational Statistics			
Number of Financial Institutions*	12	12	0.0%
Number of Staff*	3,024	2,890	4.6%
Number of Outlets*	81	85	-4.7%

\* For 2019 and 2018, only continuing business operations are presented (i.e. excluding ProCredit Bank Colombia and ARDEC Mexico)

# Contents

<b>1</b>	<b>Letter of the Chairperson of the Supervisory Board</b>	<b>4</b>
	Letter of the Management Board	6
	ProCredit on the capital market	12
	<b>Combined Management Report for ProCredit Holding AG &amp; Co. KGaA, Frankfurt am Main for the 2019 Financial Year</b>	<b>16</b>
	Fundamental information about the Group	17
	Our Strategy	17
	Organisation of the ProCredit group	18
	Our shareholders	19
	Management system	20
	Human Resources Report	21
	Staff recruitment and integration of new employees	21
	Training	21
	Our remuneration approach	23
	Report on the Economic Position of the Group	24
	Course of business operations	24
	Financial development	27
	Supplementary report	29
	Segment overview	29
	Ratings	38
	Management Report of ProCredit Holding AG & Co. KGaA	39
	Business activities of ProCredit Holding AG & Co. KGaA	39
	Development of financial position	39
	Result of operations	40
	Report on Expected Developments, including Business Opportunities and Risks	41
	Macroeconomic environment and competitive situation	41
	Expected development of the ProCredit group	41
	Assessment of business opportunities and risks	43
	Risk Report	44
	Key elements of risk management	45
	Organisation of risk management and risk reporting	46
	Management of Individual Risks	47
	Capital management	71
	Remuneration Report for the Management and Supervisory Board	76
	Management	76
	Supervisory Board	77
	Disclosures Required by Takeover Law pursuant to sections 289a and 315a (1) sentence 1 German Commercial Code (Handelsgesetzbuch)	78
	Corporate Governance Statement (Erklärung zur Unternehmensführung) (sec. 289f and 315d HGB)	80
	Corporate Governance Report	80
	Statement from ProCredit Holding AG & Co. KGaA on the recommendations of the "Government Commission on the German Corporate Governance Code" pursuant to section 161 of the German Stock Corporation Act	86
<b>2</b>	<b>ProCredit Holding AG &amp; Co. KGaA Supervisory Board Report 2019</b>	<b>90</b>
	Working relationship between the Supervisory Board and the General Partner	90
	Supervisory Board meetings during 2019	90
	Committee Work	93
	Audit of ProCredit Holding AG & Co. KGaA	93
	Changes to the members of the Supervisory Board and the Management Board of the General Partner	94
<b>3</b>	<b>Consolidated Financial Statements of the ProCredit Group</b>	<b>96</b>

## Letter of the Chairperson of the Supervisory Board

*In light of the rapidly spreading corona pandemic, the economies and societies of all countries are facing major challenges. Under these circumstances, a review of our achievements in the previous year may seem like the yesterday's news to some people – but in order to be able to face the challenges of the present and the future with confidence, one needs to have established a solid foundation in the past. We feel well positioned with our direct banking approach, which enables business and private customers to manage their finances digitally, and with our focus on selected forward-looking business customers in the lending business. Our corporate culture has always fostered proactivity and professionalism based on fundamental ethical principles. All of these qualities will now come into play more than ever before. I am increasingly impressed by the quality of our managers and by that of many other employees at our banks, many of whom I am well acquainted with in my capacity as lecturer at the ProCredit Academy. In my opinion, they understand their markets and our business – in all its facets – and are excellently prepared for the tasks ahead.*

*In 2019, the ProCredit group continued to develop positively. The business and financial targets we set for ourselves 12 months ago were achieved. With the sale of our bank in Colombia and the purchase of the remaining non-controlling shares in ProCredit Bank Ukraine, we also successfully completed the consolidation of the group. Looking back to when the ProCredit group was founded, it gives me great pleasure to say that ProCredit Holding now owns 100% of shares in all ProCredit banks.*

*The group achieved yet another year of double-digit growth in our loan portfolio, and this year also in our deposit volume. Deposit growth was an important strategic priority and our success in this area certainly reflects the increasingly significant role that the ProCredit Direct platform plays for the group. I see that our managers and staff are gaining ever more confidence in the two pillars of our business: the "Hausbank" concept for SMEs and ProCredit Bank Direct for private clients. Our strong growth reflects this confidence as does the fact that we are increasingly perceived as the number one bank for SMEs in our markets of operation, in addition to being an ethical, modern, and transparent bank for the broader middle class.*

*I have noted with growing concern the renewed enthusiasm for aggressive consumer finance in the banking sectors of our markets in recent years. It is with this business approach that margins have been systematically strengthened in the previous years and thus enabling short-term profits. In the area of SME financing, we have also observed with increasing frequency how business customers are being offered fast money without clear requirements in terms of business analysis or collateral. In view of the current turbulence in the global economy, I feel strengthened in our banking group's principle of not participating in this type of lending. In my many years of emerging market experience, I have seen that such short-term profit maximisation approaches drive exaggerated volatility and ultimately only result in significant harm to clients and markets. Sustainable economic success cannot be achieved in this manner. For banks that have not adequately assessed their clients or whose portfolios are insufficiently collateralised, the short-term profits generated are likely to turn against them in times such as these.*

*In its strategic approach, the ProCredit group continues to take a long-term view towards value creation – for our clients, our markets and our shareholders. Our focus on growing in the SME sector remains relatively unique, reinforcing our competitive strength, financial stability and our importance from a development impact perspective. The fact that ProCredit banks continued to grow strongly in 2019, without compromising on this long-term view, is particularly reassuring. This shows that good SME clients value long-term partnership more than short-term, seemingly cheap financing offers. In the end, it is precisely these customers who will master the challenges ahead – in no small part thanks to our support.*

*We welcome the vigorous international interest in climate change and ESG considerations, which were strengthened in 2019, particularly in connection with the UN COP 25 Climate Change Conference in Madrid. Environmental management and promoting green finance has been a strategic focus of the ProCredit group for many years now, as outlined in detail in our Impact Report, which we publish alongside our Annual Report. In 2019, approximately 30% of the group's total loan portfolio growth was in green loans. Financing our clients' energy efficiency and renewable energy projects will remain a strategic focus in the years to come.*

*Forward-looking SMEs investing in innovative, climate-friendly technologies are our target clients. In this regard, we value our expanded partnership with the European Investment Fund to support such leading-edge SMEs in our regions. We strive to actively contribute to the EU's strategic imperative to enhance alignment and equity between EU countries and their Eastern European neighbours.*

*It is gratifying that the quality of our green loan portfolio is particularly sound. More generally, it is reassuring that solid growth in the total group loan portfolio was achieved against a backdrop of further improvement in our already good portfolio quality, especially in view of the turbulence now facing our economies. The Board welcomed the fact that management invested considerable resources in reviewing and improving group credit risk policies and structures in 2019.*

*The composition of the Supervisory Board remained unchanged over the course of the year. I have much appreciated the fruitful discussions that my fellow Board members and I have shared on many strategic aspects of the business development and risk profile of the group. Our co-operation with the Management Board has also been excellent. In September 2019, Borislav Kostadinov left the Management Board. We thank him for his 18 years of loyal service to the group. Gabriel Schor and Sandrine Massiani have shown tremendous dedication in delivering on the business and financial performance targets we set for ourselves in 2019. Overall, I believe that we are very well prepared for what will presumably be a turbulent 2020. More than ever, our focus this financial year will be on providing our customers with the support they need to weather this crisis.*

*Frankfurt am Main, March 2020*



*Dr Claus-Peter Zeitinger  
Chairman of the Supervisory Board, ProCredit General Partner AG and  
ProCredit Holding AG & Co. KGaA*

*Supervisory Board  
As of 31 December 2019:*

*Dr Claus-Peter Zeitinger  
Chairman of the  
Supervisory Board*

*Mr Christian Krämer  
Deputy Chairman of the  
Supervisory Board*

*Ms Marianne Loner*

*Mr Rainer Peter Ottenstein*

*Mr Petar Slavov*

*Mr Jasper Snoek*



## Letter of the Management Board

This letter is written under the shadow of the COVID-19 pandemic, thus making it difficult to hit the right tone. We have solid results of the group to report for 2019, a year in which we broadly achieved the targets we set ourselves. However, our focus is now fully on preparedness for what will be a deeply challenging year for our clients and the communities with which we work, as well as for our staff and our banks. It goes without saying that our priorities lie with supporting our clients as effectively as possible, and on ensuring the health and safety of our staff. As the "Hausbank" for many small and medium businesses in our markets, we have an important role to play in helping them to adjust to the demanding new conditions that are evolving. We feel very reassured by the strong progress the group has made in the past few years on a range of strategic initiatives, which now provide a firm foundation for a quick and efficient response to the impending challenges.

In 2019, we completed important consolidation projects, including the sale of our bank in Colombia, restructuring efforts in Albania and, in January 2020, the acquisition of minority shares in ProCredit Bank Ukraine. At the same time, we continued to successfully expand and strengthen our core business operations. The ProCredit group achieved double-digit growth in loan and deposit volumes, as well as steady profitability in line with expectations. We continued to invest in staff development and focus our business operations on building deep relationships with a limited number of strong, future-oriented SMEs. We also further strengthened our digital offer for clients and our centralised IT back office. In these terms, we believe we have a robust business model built on a highly efficient operating platform combined with high quality client service and proactive credit risk management provided by experienced, dedicated people.

The group loan portfolio grew by 10.3%, or EUR 448 million, in 2019. Steady growth was achieved in all three regional segments. At year-end, the group customer loan portfolio stood at EUR 4.8 billion, with business loans accounting for 93% of this figure. More than 72% of the growth and 67% of the outstanding portfolio has a maturity in excess of 3 years and as such consists of investment loans which help client expansion plans and demonstrate the long-term nature of our client relationships. Almost 30% of the group's total loan portfolio growth came from "green" loans.

Our deposit base grew by 14.2% or EUR 538 million in 2019, an achievement we view as a strategic breakthrough. Deposit growth came from both our SME clients (EUR 384 million) and private clients (EUR 154 million), reflecting encouraging results for both our "Hausbank for SMEs" concept and our "ProCredit Direct" offer for private clients. Transaction volumes also increased over the year, suggesting our business clients are doing more and more of their operations with ProCredit as their Hausbank. For our private client strategy, it is still early days for our relatively novel direct bank offer, with its integrated services and all-in-one fee structure, to be well-established across our middle income target groups, but the trends and feedback particularly in the second half of the year were positive. We ended the year with a comfortable liquidity position and an improvement in the deposit to loan ratio from 87% to 90% over the year. Thus, our banks delivered well on the strategic priority to develop the deposit base in line with loan portfolio growth in 2019. We believe this reflects the growing confidence and effectiveness of our staff, as well as the strengthened positioning of ProCredit banks in their markets.

Another important development has been the further improvement of loan portfolio quality. The share of credit-impaired loans in the total portfolio fell in the course of 2019 from 3.1% (as of 31 December 2018) to 2.5% (as of 31 December 2019). The group reviewed and enhanced its credit risk and provisioning policies and

procedures in 2019 to reinforce our prudent and responsible approach to banking. We believe the encouraging growth and high quality of our loan portfolio are a product of our long experience in the countries in which we work, our careful client selection procedures, the professionalism of our staff and the strict credit risk management procedures applied across the group. These aspects provide the bedrock for proactive credit risk management in 2020 and beyond.

The number of employees increased slightly to 3,024 at the end of the year (compared to 2,890 at the end of 2018). Staff turnover, at 11%, is at reasonable levels, allowing us to enjoy the benefits of our strong investment in staff development, staff experience and stable and diverse teams. We will continue to focus on the quality of our services to the clients and to invest heavily in training on an ongoing basis. Each member of staff enjoyed 18.3 days of training on average in 2019, with the ProCredit Academy continuing to be at the heart of a deeply thought-through group approach to people management.

High quality staff goes hand in hand with maintaining an efficient, streamlined structure, supported by tailored IT solutions. Whilst in 2018 our IT focus was on ProCredit Direct and the digitalisation of financial services for clients, in 2019 the group's software subsidiary Quipu focused more on non-financial transactions, e.g. developing a streamlined account opening procedure via digital onboarding and digital signatures. Further centralisation remained a priority, with additional IT back office functions being shifted from individual ProCredit banks to facilities in Germany in order to increase scalability and efficiency, as well as data control and information security capacities.

The firm impact positioning of the group remains a meaningful motivating force for ProCredit group staff. Details are provided in the 2019 Group Impact Report, which complements the Group Annual Report. Against a backdrop of unscrupulous lending in many of our markets, we remain committed to responsible lending and a long-term view of client relations. A highlight in 2019 was the continuing strong growth in the "green" loan portfolio, which now accounts for 16.6% of the group loan portfolio. Furthermore, the quality of the green loan portfolio is especially good, with a level of credit-impaired loans of only 0.6%.

We have been expanding our partnerships with international financial institutions that are also committed to having a positive social and environmental impact and to bringing living standards in our countries of operation closer to those of the EU average. We pioneered a USD 90 million green bond with the IFC. We expanded our partnership with European Investment Fund's InnovFin guarantee programme to EUR 1.6 billion, making the ProCredit group one of the programme's largest partners. This brings welcome capital relief for the expansion of our business with target clients: innovative SMEs investing in modern and green technologies. Well established relationships with international financial institutions will be particularly valuable in the face of the dynamic liquidity management that will likely be necessary in 2020.

The group capital structure remained solid over the year. We ended 2019 with a fully loaded Tier 1 capital ratio of 14.1% (compared to 14.4% at end 2018). This is well above our regulatory capital requirements. In 2019 the SREP add-on was slightly reduced for the ProCredit group, which, including our P2R and all applicable capital buffers, resulted in a minimum Tier 1 capital requirement of 10.4% as of 31 December 2019. In February 2020, a further reduction of the SREP add-on was communicated, bringing the Tier 1 capital requirement for the first quarter of 2020 down to 10.1%. Our leverage ratio is a very comfortable 10.8%.

The consolidated financial result for 2019 was stable relative to 2018, with a post-tax profit of EUR 54.3 million (2018: EUR 54.5 million). This was at the higher end of guidance. It represents a return on average equity



of 6.9%, as compared to 7.6% in 2018. The result was impacted by certain expected significant one-off events, specifically coming from the sale of our Colombian operations (including the realisation of negative reserves of EUR 5.3 million that were already reflected in the equity position of the group), restructuring measures in relation to fixed assets and a write-down in goodwill in relation to ProCredit Bank Romania. On the other hand, there was a positive impact from a net release of expenses for loss allowances, which resulted from the further improvement of portfolio quality, strong recoveries of written-off loans and a reduction of expected losses coming from the update of credit risk model parameters.

The underlying financial situation of the group is steady. On the income side, there was a notable 4.5% increase in net interest income to EUR 194.5 million (vs EUR 186.2 million in 2018), which reflects a much stabilised net interest margin. Net fee and commission income was stable (EUR 52.0 million in FY 2019 vs EUR 52.2 million in FY 2018), resulting from increased transaction activity from SME clients on the one hand, but a decline in income from private clients on the other. On the cost side, operating expenses increased by EUR 7.9 million (4.7%) to EUR 175.7 million, largely as a consequence of the one-off fixed asset write-downs in the ProCredit banks in Albania and Kosovo and a modest increase in salary costs. As in the previous year, there was a net release of expenses for loss allowances (EUR 3.3 million in FY 2019 versus EUR 4.7 million in FY 2018).

We look forward to 2020 and beyond with sober confidence given our long experience and solid positioning in our markets, our good client relations, well-established relationships with international financial institutions and above all professional, constructive and loyal staff. It is clear that our key focus for 2020 will be managing the impact of COVID-19 on our clients, our people and our banks. First and foremost, this means staying close to our clients and to the teams in our banks with a view to providing effective support during what will be a very challenging year. In this context, we will certainly accompany our clients' efforts to grow and will strive to acquire new ones, but primarily we will focus on managing credit risk and liquidity considerations prudently. Against this backdrop we will also complete key IT projects, including strengthening the customer's online experience and the centralisation of IT back office in three key banks. We will further integrate our Albanian and Kosovar operations to reduce costs and improve risk management. Expansion of our green loan portfolio, particularly in the area of renewable energy, will continue.

Providing a meaningful outlook for 2020 is difficult at this stage. Whilst it is clear that our regions will experience a marked macroeconomic downturn relative to 2019 in the wake of COVID-19, its extent and likely impact on the results of the ProCredit group are difficult to quantify. Based on our current assessment, we aim to achieve moderate growth in the loan portfolio in the low single-digit percentage range and a return on equity which will be behind that of 2019, but still positive. Our financial projections take into account the absence of one-off costs such as we incurred in 2019, and incorporate a sharp increase in credit risk costs in comparison to prior years. In 2020 our CET 1 capital ratio will remain above 13%.

In the face of the challenging year ahead, taking the long-term view for clients, for shareholders and for the societies in which we work is particularly important. We have a meaningful role to play as a partner for the SME community to help our clients and thereby also the economies in which we are present as proactively as possible to respond to the COVID-19 pandemic. Our confidence in positive mid-term perspectives for our regions and for the group remains high. Considering the increased uncertainty, we will place great emphasis on transparent stakeholder communication as the year and our results develop.





Above: Isomat, production of construction materials, client of ProCredit Bank Serbia  
Below: Outlet of ProCredit Bank Romania

Our solid results in 2019 and our confidence in group prospects in what will probably be difficult times are above all driven by our staff, whose quality and experience underpin our business model. We admire and value their passionate efforts to defend and build the ProCredit way of doing business and serving clients in often challenging and competitive markets. They are proving particularly dedicated and flexible in the face of new, difficult working conditions. They are working tirelessly and cooperatively with us to implement new ways of operating which ensure their health and safety and that of our clients. We deeply thank all the women and men we work with for their continued commitment and professionalism.

We also thank our clients, business partners and shareholders for their loyalty and confidence.

Frankfurt, March 2020

Management Board, ProCredit General Partner AG



Sandrine Massiani



Dr Gabriel Schor



## ProCredit on the capital market

The shares of ProCredit Holding AG & Co. KGaA have been listed on the Prime Standard of the Frankfurt Stock Exchange since 22 December 2016.

### Key share data

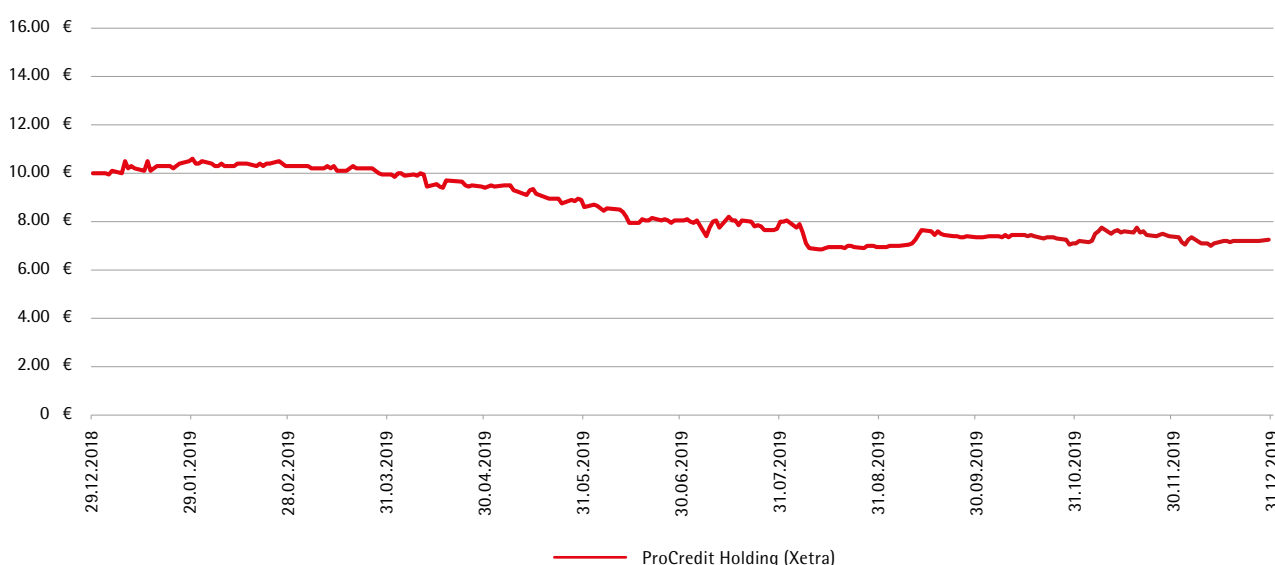
ISIN	DE0006223407
Security ID no. (WKN)	622340
Stock exchange code	PCZ
Sector	Banks
Trading segment	Regulated Market (Prime Standard)
Stock exchange	Frankfurter Wertpapierbörse
Designated sponsors	ODDO SEYDLER BANK AG, Pareto Securities AS
First listing	22 December 2016
Initial share price	EUR 12.29
Xetra closing price on 28 December 2018	EUR 10.00
Xetra closing price on 30 December 2019	EUR 7.25
No. of shares	58,898,492 registered ordinary shares with no par value (Namensaktien)

On 30 December 2019 the shares were being traded on Xetra at a year-end closing price of EUR 7.25. Based on the 58,898,492 shares outstanding as of 31 December 2019, the market capitalisation of ProCredit Holding at that time was approximately EUR 427 million.

Over the last calendar year, an average of around 3,700 ProCredit Holding shares were traded through the Xetra system every day (previous year: 3,600 shares).

### Price trend, calendar year 2019

(Closing price Xetra trading system 2 January to 30 December 2019)



### Shareholder structure

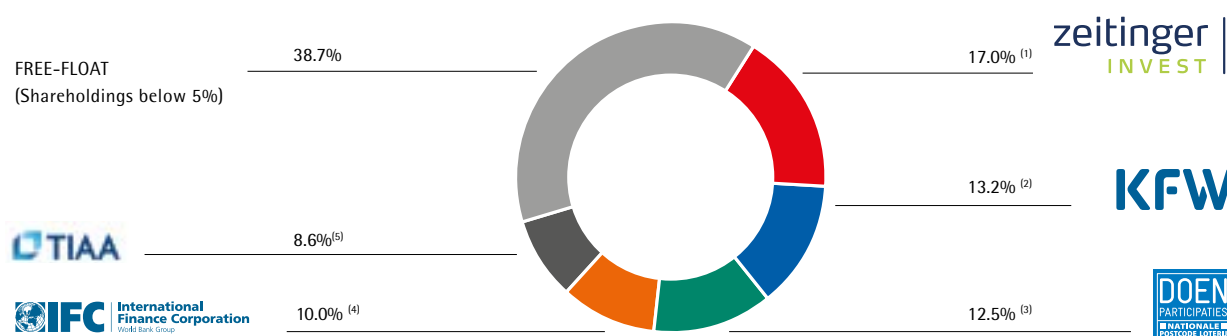
According to voting rights notifications, as of 31 December 2019 approximately 55% of the shares in ProCredit Holding were held by the core shareholders<sup>1</sup>: Zeitinger Invest GmbH, Kreditanstalt für Wiederaufbau (KfW), DOEN

<sup>1</sup> The term "core shareholder" refers to the shareholders who also hold a stake in ProCredit General Partner AG. For a description of the legal form of ProCredit Holding AG & Co. KGaA, see page 86 of this report.



Paticipaties BV, and the International Finance Corporation (part of the World Bank Group). ProCredit Staff Invest Beteiligungs GmbH is also a core shareholder, with roughly 3% of the shares.

The Teachers Insurance and Annuity Association of America holds between 5% and 10% of the shares. The free float, defined as holdings below the threshold of 5% of voting rights, was around 39% on 31 December 2019 according to voting rights notifications. This includes investments of more than 3% in ProCredit Holding AG & Co. KGaA by FMO (Netherlands Development Finance Company), BIO (Belgian Investment Company for Developing Countries), Omidyar-Tufts Microfinance Fund, MultiConcept Fund Management, the European Bank for Reconstruction and Development and MainFirst.



(1) According to information voluntarily reported by Zeitinger Invest on 8.10.2018 (see "Other information" in the Investor Relations section of the ProCredit Holding website); (2) According to the voting rights notifications as of 28.12.2016; (3) According to the voting rights notifications as of 29.12.2016; (4) According to the voting rights notifications as of 27.02.2018; (5) According to the voting rights notifications as of 29.12.2016

The shareholder structure presented above is based on public voting rights notifications by the respective shareholders and, in the case of Zeitinger Invest GmbH, on the voluntary disclosure of voting rights (see "Voting rights notifications" and "Other information" in the Investor Relations section of the ProCredit Holding website). This breakdown was calculated by comparing the number of voting rights reported by the shareholders on the above-mentioned dates against the total number of voting rights (currently 58,898,492). ProCredit Holding AG & Co KGaA has made reasonable efforts to provide a realistic overview of the shareholder structure. However, due to limitations on the availability and verifiability of the underlying data, ProCredit Holding AG & Co KGaA does not assume any responsibility that the information presented here is accurate, complete and up to date.

## Analysts

As of 31 December 2019, ProCredit Holding shares were monitored by five analysts. There were three buy ratings and two hold recommendations. The share price targets were between EUR 8.00 and EUR 12.00. Current information on the analyst ratings can be found on the ProCredit Holding website under Investor Relations.

## Current Fitch Ratings of ProCredit Holding AG & Co. KGaA

In 2019, the BBB rating of ProCredit Holding was confirmed. In addition, the viability rating was raised from bb- to bb.

## Current ESG ratings of ProCredit Holding AG & Co. KGaA

The business activities of the ProCredit group aim for profitability and economic growth while taking into account ecological and social aspects. This sense of responsibility is reflected in ProCredit Holding's positive ESG ratings from MSCI and ISS ESG.

The company's ESG rating of "AA" was confirmed with the publication of the MSCI ESG Research rating report on 3 June 2019. This means that since 2017 ProCredit Holding has been one of the industry leaders and in the top 15% of companies rated by MSCI in the banking sector worldwide.

The most recent rating update by ISS ESG on 10 December 2018 confirmed the "Prime" status of ProCredit Holding AG & Co. KGaA. No adjustment was made during 2019.

The ProCredit Impact Report 2019 provides further information on the significance of ecological and social aspects for the ProCredit group as well as on corporate governance.

### **Successful private placement of green bonds totalling USD 90 million with the International Finance Corporation**

In May and September 2019, ProCredit Holding AG & Co KGaA issued green bonds for the first time. The International Finance Corporation (IFC), which is part of the World Bank Group, signed an agreement in May 2019 to invest green bonds issued by ProCredit Holding totalling USD 90 million in the form of a private placement. As far as ProCredit Holding and IFC are aware, this is the first time in the German market that a financial institution has issued green bonds specifically for the purpose of financing "green" investments by small and medium enterprises (SMEs) in emerging economies. In making this commitment, both parties aim to create new financing options for SMEs to make environmentally friendly investments. Likewise, this provides support for the transition from high-carbon to low-carbon economies in the ProCredit group's countries of operation.

### **Investor Relations**

The Management<sup>2</sup> of ProCredit Holding AG & Co. KGaA aims to maintain an intensive dialogue with the capital market, and strongly believes that regular, transparent communication with share- and stakeholders is crucial in order to keep them continually informed about the development of ProCredit Holding. In this respect, it is especially important to ensure the regular publication of company news and to provide detailed financial reports, as well as to cultivate ongoing, personal contacts with investors, analysts, the media and the interested public.

In 2019, the Management of ProCredit Holding made several presentations on the ProCredit group at roadshows and investor conferences, among others in London and Frankfurt am Main. ProCredit will continue to maintain regular contact with investors in 2020. An overview of upcoming events is regularly updated in the financial calendar on the ProCredit Holding website.

Up-to-date information about the company is available to investors, analysts and the interested public in the Investor Relations section of the ProCredit Holding website, [www.procredit-holding.com](http://www.procredit-holding.com). As well as the usual financial reports, mandatory notices and corporate news, visitors to the website also have access to information on results and investor presentations.

Telephone conferences and webcasts regularly take place to coincide with the publication of annual and quarterly reports. Replays of these webcasts are also freely available at [www.procredit-holding.com](http://www.procredit-holding.com) in the Investor Relations section.

### **Shareholders' meetings**

The 2019 Annual General Meeting of ProCredit Holding AG & Co. KGaA was held in Frankfurt am Main on 17 May 2019. At the meeting, 94.38% of the voting capital was represented.

The distribution of a dividend amounting to one third of the consolidated profit was approved by a significant majority. The dividend is thus equivalent to EUR 0.30 per share. All other proposed resolutions were likewise approved by a significant majority of the shareholders of ProCredit Holding AG & Co. KGaA.

<sup>2</sup> ProCredit Holding has the legal form of a partnership limited by shares (Kommanditgesellschaft auf Aktien - KGaA). As the general partner, ProCredit General Partner AG is responsible for the management of ProCredit Holding. The Supervisory Board of ProCredit General Partner AG appoints and monitors the Management Board of ProCredit General Partner AG. We refer here to the "Management" of ProCredit Holding, which basically corresponds to the Management Board of ProCredit General Partner AG.



ProCredit Holding AG &amp; Co. KGaA, Annual General Meeting 2019

An Extraordinary General Meeting of ProCredit Holding AG & Co. KGaA was held in Frankfurt am Main on 15 November 2019. At the meeting, 77.30% of the voting capital was represented.

Due to changes in the law, adjustments were necessary to the control and profit-and-loss-transfer agreements between the company and its German subsidiaries. Other proposed resolutions included a share buyback (amounting to a maximum of 1.5% of the share capital) to implement an employee programme and an amendment to the Articles of Association to enable the Annual General Meeting to be held on the premises of the ProCredit Academy in Fürth/Odenwald (district of Weschnitz) in future. All of the proposed resolutions were approved by a significant majority of the shareholders of ProCredit Holding AG & Co. KGaA.

Detailed information on the 2019 general meetings can be found on the ProCredit Holding website under Investor Relations.

### Financial calendar 2020

14 May 2020	Quarterly Financial Report as of 31 March 2020
26 May 2020	Annual General Meeting
13 August 2020	Interim Report as of 30 June 2020
12 November 2020	Quarterly Financial Report as of 30 September 2020

### IR Contact

Investor Relations Team, tel.: +49 69 951 437 300, e-mail: [PCH.ir@procredit-group.com](mailto:PCH.ir@procredit-group.com)





## Combined Management Report for ProCredit Holding AG & Co. KGaA, Frankfurt am Main for the 2019 Financial Year

The Management Report for ProCredit Holding AG & Co. KGaA (ProCredit Holding) and the Group Management Report for the ProCredit group (ProCredit) are presented as a Combined Management Report. It was prepared in accordance with sections 289ff and 315ff of the German Commercial Code (Handelsgesetzbuch – HGB) and the German Accounting Standard 20 (Deutscher Rechnungslegungsstandard 20 – DRS 20). The Risk Report also contains the notes pursuant to IFRS 7, particularly with regard to loss allowances and material risks.

The Combined Management Report is divided into the following sections:

- **Fundamental Information about the Group** describes the key aspects of the business model and the objectives of the group:
  - Our Strategy
  - Organisation of the ProCredit group
  - Our shareholders
  - Management system
- **Human Resources Report** describes the approach to recruitment, training and remuneration.

- **Report on the Economic Position of the Group** provides an overview of the business and financial results and covers the following subjects:
  - Macroeconomic and sector-specific environment
  - Course of business operations
  - Financial development, with a description of the group's financial position and financial performance
  - Supplementary report
  - Segment overview
  - Ratings
- The **Management Report for ProCredit Holding AG & Co. KGaA** describes the financial position and financial performance of ProCredit Holding.
- In the **Report on Expected Developments**, we also assess and describe the projected development of business in the ProCredit group, including all significant opportunities and risks.
- **Risk Report** provides an overview of the group's risk profile and describes risk-mitigating measures.
- The **Remuneration Report** presents information concerning the remuneration for the Management and for the Supervisory Board.
- The **Disclosures Required by Takeover Law** pursuant to sections 289a and 315a HGB.
- The **Corporate Governance Statement** (sections 289f and 315d HGB) includes the Corporate Governance Report (3.10 German Corporate Governance Code - GCGC) and the Statement of Compliance with GCGC (section 161 AktG).

## FUNDAMENTAL INFORMATION ABOUT THE GROUP

### Our Strategy

The ProCredit group focuses on banking services for Small and Medium Enterprises (SMEs) in transition economies. We operate in South Eastern Europe, Eastern Europe, South America and Germany. The superordinated company of the group is ProCredit Holding, based in Frankfurt am Main.

Through our business activities we aim to provide a sustainable return on investment for our shareholders while making a contribution to economic, social and ecological development. In this respect, we see good potential in the countries where we operate. Our business strategy is based on long-term relationships with our clients and staff as well as a conservative approach to risk. The group does not engage in speculative lines of business.

We want to fulfil the "Hausbank" role for our customers. As such, we aim to always be their first point of contact for financing and deposits as well as for account and payment services. Our clients typically require financing in amounts ranging between EUR 50,000 and EUR 3 million. As specialists in financing SMEs, cater to the particular needs of these clients and want to support them in the special challenges they face. This means much more than just disbursing loans. We offer the full range of banking services in terms of financing, account operations, payments and deposit business, and we also support our clients in their long-term investment projects. In addition, through our group of banks we offer them efficient and attractive solutions for trade finance business and international payments.

We focus on innovative companies showing dynamic growth and stable, formalised structures. Through our work, we want to make a contribution to creating jobs, enhancing capacity for innovation, and encouraging investments in ecological projects. We also place an emphasis on expanding our green loan portfolio and promoting local production, especially in agriculture.

In addition to serving SMEs, the ProCredit group also pursues a direct banking strategy for private clients, particularly the growing middle class. Our comprehensive, integrated account service offer forms the foundation for long-term client relationships. We provide our clients with the possibility to perform all of their banking business through online and mobile channels. Common banking services are covered by a standardised monthly fee. In addition, our clients have direct access to various savings and financing options. With our account service offer, we aim to stand out from other providers in terms of simplicity, convenience, security and pricing transparency.

Our services are based around the use of innovative service channels, with almost all client transactions being performed in an automated manner. We combine the intelligent application of technology with comprehensive quality of advice. Our user-friendly online banking and mobile banking options are at the centre of this approach. In addition, our outlets are equipped with 24-hour self-service areas. Our clients have access to personalised advice in our branches and via telephone.

We plan to continue with the digitisation of our banking business. Quipu, the software company which is part of the group, makes a key contribution here. Quipu supports the ProCredit banks with efficient and reliable IT services.

The group's risk strategy is based on a clearly defined business model, a high degree of diversification and the careful selection and ongoing training of our staff. We also place great emphasis on the prevention of money laundering, terrorist financing and other illegal activities. To ensure compliance with our standards, we apply uniform policies which comply with German, European and local regulations.

Sustainability is an important component of our business strategy. The ProCredit group has a comprehensive environmental management system. Accordingly, we analyse the environmental impact of both our activities and those of our clients. We also encourage green investment projects, especially in energy efficiency and renewable energies. Our banks are not allowed to finance business activities that are problematic from a social, moral or ecological standpoint, or that fail to comply with health and safety regulations. The group-wide Code of Conduct, which is binding for all staff, emphasises a commitment to mutual respect and responsible behaviour in daily life.

The quality and motivation of staff is a key factor in achieving our business objectives. We select our staff carefully and offer long-term career prospects based on a transparent, standardised group-wide salary and promotion structure. In order to provide continued staff training and promote ongoing exchange within the group, we run a group-wide training programme in our own training centres. Across the entire group, there is a diverse range of employees from various academic backgrounds and a balanced gender distribution at all business levels. We believe that this diversity promotes innovation and makes a significant contribution to the long-term success of our business.

### **Organisation of the ProCredit group**

The ProCredit group is largely comprised of 12 banks and it employed 3,024 members of staff at year-end. ProCredit Holding is the parent company and, from a regulatory perspective, the superordinated company of the group as well. ProCredit Holding is the majority shareholder of all subsidiaries. It is responsible for the strategic guidance of the group, for maintaining an adequate level of equity for the group and for ensuring that all reporting, risk management, anti-money laundering and compliance obligations required under German and European banking regulations, and particularly the requirements defined in section 25a of the German Banking Act ("KWG"), are met. At a consolidated level, the ProCredit group is supervised by the German financial supervisory authorities (BaFin and Bundesbank).

As the personally liable general partner, ProCredit General Partner AG is responsible for the management of ProCredit Holding. The Supervisory Board of ProCredit General Partner appoints and monitors the Management of ProCredit General Partner AG. We thus refer to the "Management" of ProCredit Holding, which is fundamentally equivalent to the Management Board of ProCredit General Partner AG.

The Management, members of the Supervisory Board and selected management-level staff of the ProCredit group sit on the supervisory boards of the ProCredit banks, alongside independent board members. ProCredit Holding sets binding policy guidelines and standards for risk management and other important areas of banking operations in order to ensure that appropriate uniform organisational structures and processes are in place in all ProCredit banks. These guidelines and standards are supplemented by the exchange and dissemination of best practices at seminars that ProCredit Holding holds on a regular basis. ProCredit Holding also plays an important role in determining the group's human resources policies and in the development and delivery of curricula in the ProCredit academies.

Optimal IT solutions are a central part of implementing the business and risk strategies of the group. Quipu GmbH, a 100% owned subsidiary of ProCredit Holding, develops software solutions especially for the ProCredit group. In close collaboration, the systems used in connection with client operations, treasury functions, reporting and accounting are developed and implemented by Quipu. The IT and software development priorities are set in the Group IT Strategy and approved by the Management.

The ProCredit Bank in Germany also plays a central role for the group, particularly through its support in international payment transactions, trade finance, group treasury, and by providing funding to the ProCredit banks.

The ProCredit group divides its business operations into regional segments. The banks are split into the following four regions:

- *South Eastern Europe*, accounting for 53.7% of the group's total assets, consisting of seven banks in the following countries: Albania, Bosnia and Herzegovina, Bulgaria (including branch operations in Greece), Kosovo, North Macedonia, Romania and Serbia
- *Eastern Europe*, accounting for 18.4% of the group's total assets, with three banks located in the following countries: Georgia, Moldova and Ukraine
- *South America*, accounting for 4.1% of the group's total assets, consisting of one bank in Ecuador<sup>1</sup>
- *Germany*, accounting for 23.8% of the group's total assets, consisting of the ProCredit Bank in Germany, ProCredit Holding, Quipu and the ProCredit Academy in Fürth

### Our shareholders

ProCredit Holding has the legal form of a partnership limited by shares. The general partner is ProCredit General Partner AG, owned by the core shareholders (Zeitinger Invest GmbH, KfW, DOEN Participaties, International Finance Corporation (IFC) and ProCredit Staff Invest GmbH & Co. KG). Together they hold roughly 55%<sup>2</sup> of the shares in ProCredit Holding. The core shareholders have guided the activities of the group since its foundation and make a material contribution to the success of the ProCredit group.

<sup>1</sup> ProCredit Bank Colombia and "Administración y Recuperación de Cartera Michoacán S. A. de C. V., SOFOM, E. N. R" (ARDEC Mexico) were sold in the 2019 financial year and reported as discontinued operations.

<sup>2</sup> Based on the published voting rights notifications or voluntary disclosures of the shareholders named. This breakdown was calculated by comparing the number of voting rights most recently reported by the shareholders against the total number of voting rights (currently 58,898,492).

The largest single shareholder is Zeitinger Invest GmbH, Frankfurt am Main. Zeitinger Invest was a key initiator behind the founding of the ProCredit group. KfW is one of the world's leading development banks and is committed to improving economic, social and ecological living conditions all around the world on behalf of the Federal Republic of Germany and the federal states. The main objective of DOEN Participaties is to make a positive impact on society by supporting sustainable or socially inclusive entrepreneurs. IFC is a member of the World Bank Group and is the world's largest development institution focused exclusively on the private sector. ProCredit Staff Invest GmbH & Co. KG is the employee investment company for the group.

### Management system

The Management of ProCredit Holding and the management boards of the ProCredit banks establish the strategic goals together in the course of the annual planning process. Discussions are held concerning the assessment of market potential, priorities, expectations and indicators, which are then recorded in the business plan. The business plan for each ProCredit bank is approved by the respective supervisory board, the members of which are appointed by ProCredit Holding. The Group Business Strategy developed by the Management incorporates a group business plan which is based on the consolidated business plans of each ProCredit bank. The Group Business Strategy is discussed with the Supervisory Board. The Management of ProCredit Holding regularly reviews the established goals through plan vs. actual analyses at bank, segment and group level.

An important component of our management system is the exchange between ProCredit Holding and the management boards at the respective ProCredit banks. Meetings with all of the banks on a regular basis promote the active exchange of information within the group.

The ProCredit group uses an integrated system of indicators to monitor and manage the implementation and further development of the group's business and risk strategy. In addition to selected operational and financial indicators, in the 2019 financial year we applied the following key performance indicators:

- The growth of the customer loan portfolio<sup>3</sup> has a significant influence on the success of new business and for the future earning capacity of the group.
- The cost-income ratio<sup>4</sup> provides insight into our operating and cost efficiency.
- Return on equity (RoE)<sup>5</sup> is the most important indicator in terms of profitability. The group places a strong emphasis on maintaining a long-term, stable RoE in conjunction with an appropriate risk profile.
- The Common Equity Tier 1 (CET 1) ratio is calculated as CET 1 capital in relation to the risk-weighted assets of the group. Fulfilment of the regulatory and internal capital requirements is a key aspect of our management system at group level.

<sup>3</sup> Change in the customer loan portfolio in the current period relative to the customer loan portfolio as of 31.12 of the previous period. The customer loan portfolio comprises loans and advances to customers before loss allowances.

<sup>4</sup> Operating expenses relative to operating income less expenses for loss allowances.

<sup>5</sup> Profit attributable to ProCredit shareholders, divided by the average equity held by the ProCredit shareholders.

## HUMAN RESOURCES REPORT

(Note: The Human Resources Report is not a mandatory component of the Combined Management Report and is therefore not part of the audit of the Annual Financial Statements or the Consolidated Financial Statements.)

The key to long-term success is our staff. We rely on a company culture that is based on our ethical principles and encourages proactive participation and professionalism. The implementation of our strategy requires staff who establish long-term relationships with customers and provide them with innovative and efficient service in a friendly manner. We provide our staff with long-term prospects and opportunities for further professional development.

The management teams in the individual ProCredit banks are a key part of our sustainable approach to staff. Our management staff are, as a rule, from the regions where they work, comprise equal shares of men and women, and have been with ProCredit for more than 12 years on average; all have graduated from the three-year ProCredit Management Academy. They have thus been well integrated into the group, have developed a comprehensive understanding of our business model and share the same strategic vision.

A structured approach to staff recruitment, training and remuneration is a central component of the ProCredit group's human resources strategy. We have developed group-wide standards for these areas in order to ensure a consistent, transparent and long-term approach in all banks.

### Staff recruitment and integration of new employees

Our approach to recruitment focuses on individuals who are open, willing to learn and committed to our common values. Beyond technical and analytical skills, our staff must demonstrate personal integrity, openness and a willingness to work together with clients and colleagues.

The ProCredit recruitment process is very rigorous compared to the norm in the countries in which we work, where sometimes personal connections count more than competence. After passing through the steps of a standard selection procedure, such as a written application, mathematics and logic tests and interviews, successful candidates are invited to attend a two-week "Focus Session". These sessions give us an impression of the social, communication and analytical skills of the applicant. Candidates also have the opportunity to get to know both the business strategy of the ProCredit group and our ethical principles. After these two weeks, candidates have a good foundation for making the career decisions that are right for them, and this period also allows ProCredit to identify members of staff with potential.

After concluding the selection process, new staff become part of the group's international onboarding programme. This comprises two modules over a total period of six months: a theoretical block that is carried out at our regional training centre, and a practical block that takes place at the respective banks. These training stages cover all aspects that we believe are a part of responsible banking, and they give new staff an opportunity to learn directly from management and experienced colleagues about how ProCredit contributes to transparent and sustainable financial sector development.

### Training

As the first step in professional development within the ProCredit group, the ProCredit onboarding process provides new members of staff with optimal preparation for their first roles. We also offer part-time continuing professional development to all staff. The necessary knowledge and skills are transferred through standardised





ProCredit Academy, Fürth (Germany)



seminars for various positions. For our Business Client Advisers (BCAs), for instance, we focus on developing client advisory competence, which means correctly evaluating the needs of our clients for banking services, assessing credit risk and building long-term customer relationships. For our Client Advisers, training is concentrated not only on advising clients and acquiring new customers, but also on communicating the advantages of our direct banking options. Regular, group-wide seminars are held in each area to present current developments, best practices and strategic vision.

We place great importance on training our middle management. In order to ensure high-quality training, the group has developed training programmes with tailored curricula. These include the one-year ProCredit Banker Academy as well as the three-year ProCredit Management Academy. Alongside training on the principles of banking and courses on communication and leadership skills, there are units dedicated to philosophy, anthropology, history and political economics. To date, more than 550 employees have graduated from or are currently attending the academies; this includes all management staff from the banks.

Regular ethics courses are a key component of the training we offer. We likewise impart the philosophical and ethical principles which have developed since Antiquity. Against the backdrop of our sustainable and responsible approach to banking, we deem this link between past and present to be highly important. In addition, we carry out annual workshops for all our staff; these focus on our binding Code of Conduct and on environmental topics. As the shared working language of the ProCredit group, English is used for all training measures. Therefore, staff must have a good command of the English language in order to communicate and contribute in our international environment.

### **Our remuneration approach**

We place great value on a transparent salary structure with fixed salaries and consciously refrain from contractually agreed bonuses as a means of incentivising our staff. We believe that such bonus payments can have a negative impact on the quality of advice provided to our clients and can even result in a degradation of relationships between colleagues. The remuneration of employees mainly consists of a fixed salary. Variable remuneration elements are not contractually granted. These can be granted when a member of staff has performed exceptionally well during the course of a financial year or has made a key contribution to the team or group. Salaries reflect market averages and are adjusted regularly on the basis of individual performance evaluations. Our remuneration approach has been established with a long-term perspective, which helps our staff to securely plan their lives. In contrast, the remuneration of our senior managers is not always comparable with our competitors, particularly with respect to the bonus payments which are common in the banking industry.

ProCredit has a standardised salary system which is applied throughout the group and includes: salary levels for certain positions, the maximum allowed ratio between the lowest and highest salary levels, and the training requirements for each position. In individual cases, an institution may provide non-monetary remuneration elements, such as visits to other ProCredit banks or participation in additional training. The management boards of the ProCredit banks report annually to their respective supervisory board about the remuneration structure.

Open and responsible communication is a central part of staff management in the ProCredit group. The remuneration structure is presented to all members of staff in a transparent manner. Remuneration and promotion are primarily linked to individual performance appraisals. Managers conduct annual staff talks and give regular feedback to their employees. In addition, every employee has an annual staff conversation with a member of the management team. In these conversations, every employee has the opportunity to discuss possibilities for further career development.

## REPORT ON THE ECONOMIC POSITION OF THE GROUP

Unless otherwise indicated, the following explanations refer to the development of continuing operations.

### Course of business operations

The course of the ProCredit group's business operations in 2019 was positive. We were able to increase the customer loan portfolio by a total amount of EUR 448 million or 10.3%. At the same time, the consolidated result of EUR 54.3 million was at the same level recorded for the previous year. The forecasts for the financial year were met in terms of the growth of the customer loan portfolio (10–13%) and the consolidated result (EUR 48 – 55 million). At 70.5%, the cost-income ratio was above the "less than 70%" forecast.

The group's capital base was stable in the financial year. The fully loaded CET 1 capital ratio declined by 0.3 pp to 14.1% , in large part due to the growth of our loan portfolio, and was thus in line with our forecast of 13%. The LCR was 198% (2018: 187%) and thus comfortably above the regulatory requirement of 100%.

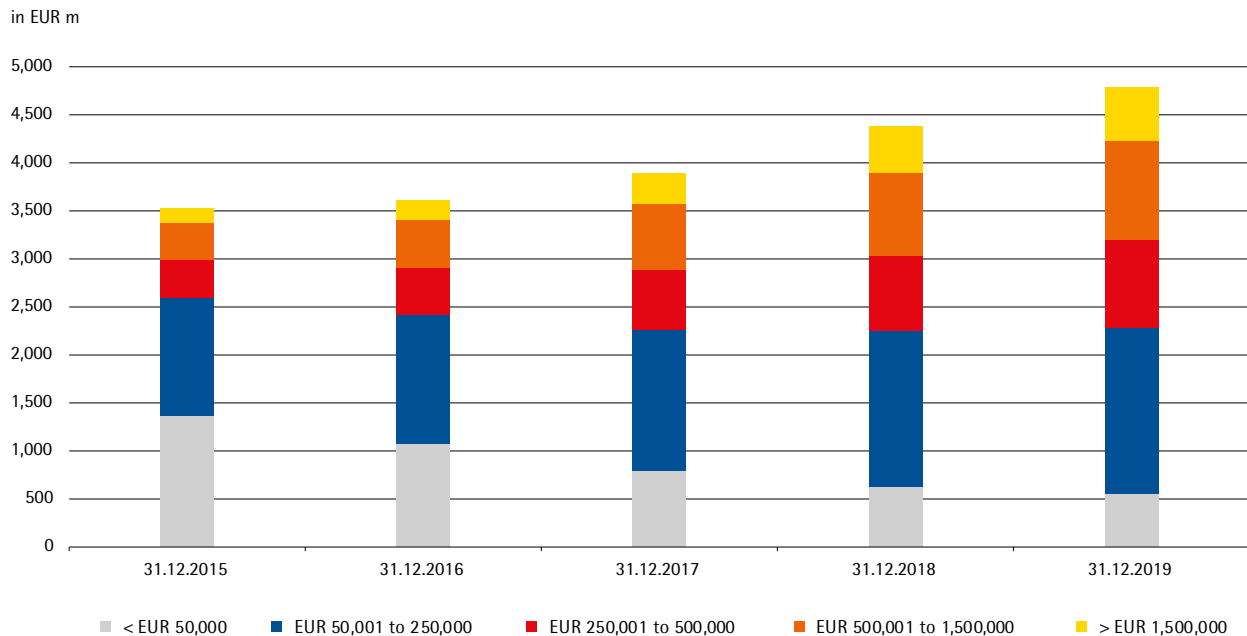
In addition to strong loan portfolio expansion, we also achieved deposit portfolio growth of more than EUR 538 million or 14.2%. This development is primarily attributable to larger deposits by our business clients, but deposits from our private clients also developed positively.

The financial year was characterised by a further improvement in portfolio quality, as reflected in the smaller share of credit-impaired loans and the low write-offs. The improvement in portfolio quality contributed to the low expenditures for loss allowances during the period.

ProCredit Holding sold its shares in ARDEC Mexico and in ProCredit Bank Colombia in January and October of 2019, respectively. The result from discontinued operations is mainly attributable to effects from the deconsolidation of ProCredit Bank Colombia.

## Lending

The customer loan portfolio of the group's continuing business operations increased by EUR 448 million compared to the previous year. The 10.3% growth was in line with our expectations and was spread across nearly all ProCredit banks, with particularly good performance by the banks in Ukraine, Bulgaria, Serbia and Ecuador. Around 30% of this growth was achieved through the granting of green loans.



Loan portfolio development, by loan volume

At year-end, the customer loan portfolio consisted of around 93% loans to businesses and about 7% loans to private clients. The total loan portfolio contains approximately 20% loans to agricultural enterprises. Our green loan portfolio accounted for 16.6% of the total portfolio at year-end. It should be noted that the majority of our customer loan portfolio consists of investment loans with maturities of at least three years. This underscores the long-term nature of our customer relationships. Regarding the loans to private clients, the great majority are mortgage loans to purchase, renovate or improve the energy efficiency of real estate.

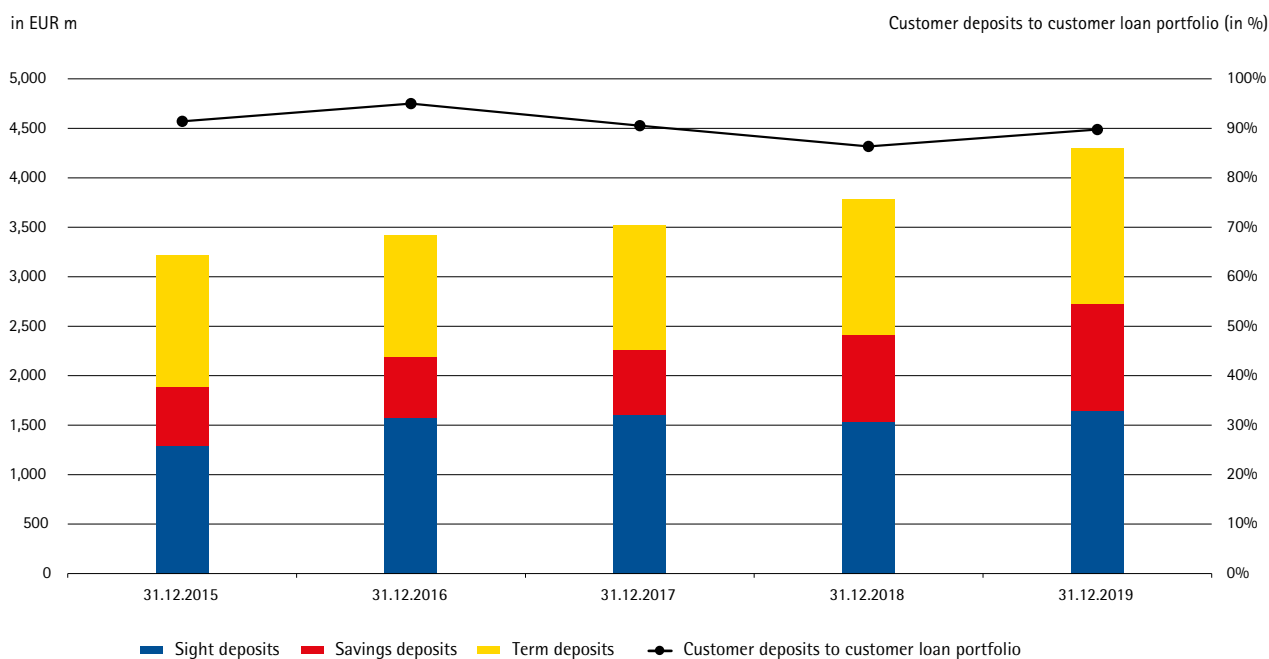
The loan portfolio of the ProCredit group continues to be highly diversified. The largest ten exposures represented 2.0% of the group's total portfolio volume at the end of 2019.

In its lending business with SMEs, the ProCredit group cooperates closely with European institutions such as the European Investment Bank (EIB) and the European Investment Fund (EIF). Of particular note is the agreement with the EIF for the InnovFin guarantee programme, which facilitates lending to innovative SMEs and small MidCaps in Eastern and South Eastern Europe through the provision of guarantees. The programme was expanded by an additional EUR 800 million in July 2019, bringing the total available volume to EUR 1.6 billion.

### Development of deposits and other banking services

At year-end customer deposits stood at EUR 4.3 billion, up by EUR 538 million from the previous period. The ratio of customer deposits to the loan portfolio thus increased by 3.2 pp to more than 90%.

The growth of deposits was primarily due to business clients, but deposits from private clients increased also, by EUR 143 million. Following the restructuring of our retail banking business in recent years, during which we reduced our branch network and implemented our direct banking strategy, we will view this development as an important milestone in our business strategy.



Customer deposits

## Financial development

The ProCredit group recorded an after-tax profit of EUR 54.3 million in 2019 (2018: EUR 54.5 million), which corresponds to a return on equity of 6.9%. This result falls within the range of our guidance.

The factors which had the greatest impact on the group balance sheet were the strong growth of the loan portfolio and customer deposits.

in EUR m			
Statement of Financial Position	31.12.2019	31.12.2018	Change
Customer loan portfolio	4,797.3	4,392.2	405.1
Customer deposits	4,333.4	3,825.9	507.5
Statement of Profit or Loss	1.1. - 31.12.2019	1.1. - 31.12.2018	Change
Net interest income*	194.5	186.2	8.3
Loss allowance*	-3.3	-4.7	1.4
Net fee and commission income*	52.0	52.2	-0.2
Operating expenses*	175.7	167.9	7.8
Profit of the period from continuing operations*	61.5	61.6	-0.1
Profit of the period	54.3	54.5	-0.2
Key performance indicators	31.12.2019	31.12.2018	Change
Change in customer loan portfolio*	10.3%	12.5%	-2.2 pp
Cost-income ratio*	70.5%	69.7%	0.8 pp
Return on equity (ROE)	6.9%	7.6%	-0.7 pp
Common Equity Tier 1 capital ratio	14.1%	14.4%	-0.3 pp
Additional indicators	31.12.2019	31.12.2018	Change
Customer deposits to customer loan portfolio	90.3%	87.1%	3.2 pp
Net interest margin*	3.1%	3.3%	-0.2 pp
Share of credit-impaired loans*	2.5%	3.1%	-0.6 pp
Ratio of allowances to credit-impaired loans*	89.1%	90.8%	-1.7 pp
Green customer loan portfolio	795.4	677.5	117.9

\* For 2019 and 2018, only continuing business operations are presented (i.e. excluding ARDEC Mexico and Banco ProCredit Colombia)

Statement of Financial Position, Profit or Loss, and other key figures<sup>6</sup> for the ProCredit group

The financial position and financial performance of the group are solid and the business development is positive. The group as a whole and each individual institution in the group remained at all times in full compliance with all financial commitments.

<sup>6</sup> Key performance indicators and other indicators have been defined as follows:

- Change in the customer loan portfolio: Change in the customer loan portfolio in the current period relative to the customer loan portfolio as of 31.12 of the previous period.
- Cost-income ratio: Operating expenses relative to operating income less expenses for loss allowances.
- Return on equity: Profit attributable to ProCredit shareholders, divided by the average equity held by the ProCredit shareholders.
- Customer deposits to customer loan portfolio: Liabilities to customers relative to loans and advances to customers.
- Net interest margin: Quotient of net interest income and the average total assets from the reporting date for the previous year and the current year.
- Share of credit-impaired loans: Loans and advances to customers in Stage 3 (including accrued interest) as a percentage of the total volume of loans and advances to customers.
- Ratio of allowances to credit-impaired loans: Loss allowances relative to the share of credit-impaired loans (Stage 3).

### *Assets*

Total assets increased by EUR 731 million during the financial year 2019, due in particular to the strong growth of the customer loan portfolio. The positive developments in deposit business also led to strong growth in liquid funds. However, the overall structure of the assets changed only slightly compared to the previous year.

The customer loan portfolio of the group's continuing business operations increased relative to the previous year by more than EUR 448 million to EUR 4.8 billion. Loan portfolio expansion was financed largely through additional customer deposits.

### *Liabilities*

Liabilities comprise mostly customer deposits. Further sources of funding include liabilities to international financial institutions and banks as well as debt securities.

Customer deposits in the group's continuing business operations stood at EUR 4.3 billion at year-end, up EUR 538 million from the previous period.

Furthermore, additional debt securities and liabilities to banks amounting to roughly EUR 200 million were obtained. Of particular note was the placement of USD 90 million in green bonds with the International Finance Corporation (IFC), a member of the World Bank Group; this measure contributes to the further expansion of our green loan portfolio.

During the financial year, around EUR 56 million in subordinated debt was repaid early, meaning that it could no longer be fully recognised as Tier 2 capital due to the short remaining maturity. The total capital ratio at the end of the financial year was a comfortable 15.7%.

The equity base of the ProCredit group expanded by EUR 60 million compared to the previous period and stood at EUR 803 million at year-end. The drivers behind this increase were the current consolidated result, less dividends distributed from the previous year's result, and the higher translation reserve.

### *Result of operations*

The profit of the period for the ProCredit group stood at EUR 54.3 million, which represents a return on equity of 6.9%. This includes the result from discontinued operations, which amounted to EUR -7.2 million and was primarily attributable to the sale of ProCredit Bank Colombia. The majority of this effect on income had already been included in group equity as unrealised losses in the translation reserve.

The result from continuing business operations will be presented in greater detail below.

Net interest income increased by EUR 8.3 million compared to the previous year; it stood at EUR 194.5 million at year-end. The net interest margin decreased only slightly, by 20 basis points. The stabilisation of net interest income reflects the completion of the strategic withdrawal from lending to very small enterprises, as this area had made a negative impact on our margins in recent years.

The consolidated result benefited from limited provisioning expenses; these were EUR 1.4 million higher than the low level reported for the previous year. The low costs for loss allowances are mainly due to the continued high level of recoveries from written-off loans (EUR 12.4 million) and the steady improvement in portfolio quality. The share of credit-impaired loans fell from 3.1% at the start of the period to 2.5% at year-end. In addition, the recalibration of model parameters for our IFRS 9 model led to a reversal of loss allowances.

At roughly EUR 52 million, net fee and commission income remained largely stable compared with the previous year. The transaction business with business customers developed positively. Introducing our fully digital range reduced the number of customers in the private client segment, which had a negative impact on fee and commission income. The result from foreign exchange transactions grew by EUR 7.6 million compared to the previous year. This is mainly due to income from a surplus of US dollar deposits and currency transactions with clients.

Net other operating income declined by EUR 7.2 million. This development is mainly due to higher depreciation of foreclosed assets and the write-down of goodwill.

Personnel and administrative expenses increased by EUR 8 million compared to the previous year. The increase is partly due to one-time write-downs of property, plant and equipment at the ProCredit banks in Kosovo and Albania. In addition, investments increased for marketing measures and personnel expenses.

At EUR 15.3 million, tax expenses remained largely unchanged from the previous year.

### Supplementary report

In January 2020 ProCredit Holding acquired the outstanding minority shares in ProCredit Bank Ukraine. ProCredit Holding now holds 100% of the issued share capital of the bank.

### Segment overview

The performance of the ProCredit group is influenced by macroeconomic development and by the economic and financial market conditions. These have an impact on the real economies of the respective countries and therefore on the investment behaviour of our business clients and competitor financial institutions. The following segment overview describes the specific conditions and the development of the financial market situation in the individual regions. The brief analysis of the macroeconomic trend and recent competition trends in the different regions is based on data from the IMF (World Economic Outlook database, October 2019) and the EBRD (Transition Report 2019-2020), unless otherwise stated.

### South Eastern Europe

#### *Macroeconomic and sector-specific environment*

South Eastern Europe, comprising the banks in Albania, Bosnia and Herzegovina, Bulgaria (including a branch operation in Greece), Kosovo, North Macedonia, Romania and Serbia, is the segment with the greatest share of group assets. Compared to the previous year, the region showed lower economic growth of just over 3%. The slowdown in world trade and subdued economic activity in the Eurozone led to lower export volumes from the countries in South Eastern Europe.

These countries reported slightly higher inflation rates in 2019, on average above the 2% target level set by the European Central Bank (ECB). This increase was due to the expansionary central bank policy of the ECB and the rise in nominal wages. The higher wages were attributable to structural emigration trends and a growing demand for labour. With the exception of Bulgaria, the balance of activities for the countries in this segment remained negative due to lower exports. The exchange rates for domestic currencies showed little movement, particularly as several countries in the region have pegged their currencies to the euro. Due to more favourable macroeconomic indicators, the unemployment figure for South Eastern Europe showed a decrease; however, it remains at a low double-digit level, except in Romania and Bulgaria. Bulgaria and Romania, both part of the EU, now report figures which are below the average for the Eurozone.



Compared to the previous year, economic development was less positive throughout the region. Specifically, Romania recorded growth of 4.0% and continues to benefit from strong consumption and pro-cyclical fiscal policy. The bank tax announced in the previous year did not have the expected effects and was abolished at the beginning of 2020. In Serbia, GDP grew by 3.5% during the year. GDP also increased in Bosnia and Herzegovina and in Albania, though only by 2.8% and 3.0%, respectively. In November 2019, an earthquake in Albania caused fatalities, injuries and damage to infrastructure and numerous buildings in the western coastal region of the country. The economy in Kosovo grew by 4.2%, driven by domestic consumption. The same applies to Bulgaria, which recorded economic growth of 3.7%. Following an end to the political instability in North Macedonia, GDP growth increased to 3.2%.

This moderated economic development had an impact on lending and deposit business in the banking sector. Deposit rates approached 0% and lending rates also continued to decline due to the expansionary monetary environment, albeit less than during the previous period.

The banking sector was characterised by low interest rates and a lower level of non-performing loans compared to the previous period. The share of non-performing loans remained at mid to high single-digit levels in most countries. The ongoing reduction of non-performing loans in all countries is to be seen in the context of stricter regulatory efforts, growing loan portfolios and stable economic development.

Competition in South Eastern Europe continues to be driven by European banking groups. The share of non-performing loans in the ProCredit banks is, in most cases, clearly below the average for banks in South Eastern Europe.

### Development of financial position and financial performance

The South Eastern Europe segment was able to achieve EUR 303 million in loan portfolio growth. The profit of the period declined by EUR 3.7 million to EUR 38.4 million. This represents a return on equity of 7.7%.

in EUR m			
<b>Statement of Financial Position</b>	<b>31.12.2019</b>	<b>31.12.2018</b>	<b>Change</b>
Customer loan portfolio	3,362.2	3,058.9	303.3
Customer deposits	3,066.6	2,705.7	360.9
<b>Statement of Profit or Loss</b>	<b>1.1. – 31.12.2019</b>	<b>1.1. – 31.12.2018</b>	<b>Change</b>
Net interest income	110.5	115.4	-4.9
Loss allowances	-4.9	-0.5	-4.4
Net fee and commission income	35.9	36.1	-0.2
Operating expenses	102.8	101.2	1.6
Profit of the period	38.4	42.1	-3.7
<b>Key performance indicators</b>	<b>31.12.2019</b>	<b>31.12.2018</b>	<b>Change</b>
Change in customer loan portfolio	9.9%	10.9%	-1.0 pp
Cost-income ratio	72.0%	67.2%	4.8 pp
Return on equity (ROE)	7.7%	8.8%	-1.1 pp
<b>Additional indicators</b>	<b>31.12.2019</b>	<b>31.12.2018</b>	<b>Change</b>
Customer deposits to customer loan portfolio	91.2%	88.5%	2.8 pp
Net interest margin	2.5%	2.9%	-0.4 pp
Share of credit-impaired loans	2.3%	3.1%	-0.8 pp
Ratio of allowances to credit-impaired loans	93.3%	93.0%	0.3 pp
Green customer loan portfolio	575.3	479.7	95.6

Statement of Financial Position, Profit or Loss, and other key figures for the South Eastern Europe segment

The customer loan portfolio for this segment increased by more than EUR 300 million in 2019, ending the year at EUR 3.4 billion. Most ProCredit banks in this region recorded strong loan portfolio growth figures for the year, generally above 10%. In contrast, the loan portfolios of the ProCredit banks in Kosovo and Albania showed only minor growth. The restructuring process which had already been completed in other ProCredit banks was carried out in both banks during the period. The branch network of these banks was reduced as part of this process, reducing customer numbers.

Customer deposits in this segment grew by more than EUR 360 million, totalling EUR 3.1 billion at the end of the financial year. All banks in this segment achieved solid growth figures. The ratio of customer deposits to the customer loan portfolio increased by 2.8 pp to more than 91%.

The net interest margin was lower than in the previous year, dropping 0.4 pp to 2.5%. This decrease was primarily due to the strategic withdrawal from the very small loan segment; this reorientation had been implemented particularly vigorously in the previous year and was pursued further in 2019, especially at the ProCredit banks in Kosovo and Albania. Overall, the competitive environment has placed continual pressure on margins.

At 2.3%, the share of credit-impaired loans in the ProCredit banks in South Eastern Europe is clearly below the banking sector average; moreover, the banks were able to achieve a 0.8 pp improvement in this indicator compared to the previous year. The ratio of allowances to credit-impaired loans remained stable at just over 93%. The effects of the earthquake in Albania led to increased loss allowances; this did not have a material impact on the South Eastern Europe segment.

The decline in net interest income was largely offset by a reduction in expenses for loss allowances. The decrease in profit after tax is mainly due to one-time write-downs of property, plant and equipment in the amount of approx. EUR 5 million; this was primarily attributable to final restructuring measures at the ProCredit banks in Kosovo and Albania.

### *Eastern Europe*

#### *Macroeconomic and sector-specific environment*

In Eastern Europe, the ProCredit group operates in Ukraine, Georgia and Moldova. The 2019 period was less influenced by the Russia-Ukraine conflict than in previous years, and this was reflected in the positive growth in all three countries. Following on the low base of the previous year, the economy in Ukraine grew by 3.0%. Moldova reported growth of 3.5%, while Georgia recorded a figure of 4.6%.

The increase in Georgia is linked to higher investment and to the tourism and construction sectors, while the local currency depreciated slightly against the euro during the year. The euro exchange rates for all three local currencies stabilised considerably compared to previous years, with the Ukrainian hryvnia even appreciating. Inflation ranged from 8.7% (Ukraine) to 4.3% (Georgia).

The financial markets in Eastern Europe have also stabilised in comparison to the previous years. The wave of bank closures in Ukraine ebbed over the past year, and the central bank supervision of Moldova's largest banks has ended. It is still noteworthy that the high number of loans in foreign currency, mostly in USD, only dropped slightly in response to efforts by the central banks. The central bank in Georgia in particular had issued regulations two years ago to reduce the related foreign currency risk. The impact on profitability of banks has remained minor. Profitability has remained at a relatively high level and portfolio expansion is being observed in the banking sectors of all three countries.

In contrast to South Eastern Europe, the competitive situation in Eastern Europe is dominated by local banks; only in Ukraine are several large European banking groups represented. In Moldova, the market share of foreign banks, especially Romanian banks, increased last year. In Georgia, around 70% of the market is served by the two largest Georgian banks. Overall, the level of competition in all three countries is lower than in South Eastern Europe, and the local markets are dominated by high interest rates on loans in foreign and domestic currency.

### Development of financial position and financial performance

The Eastern Europe segment recorded around EUR 103 million in loan portfolio growth. Profit after tax increased by EUR 4.5 million to EUR 37.7 million. This represents a return on equity of 17.5%.

in EUR m			
<b>Statement of Financial Position</b>	<b>31.12.2019</b>	<b>31.12.2018</b>	<b>Change</b>
Customer loan portfolio	1,090.2	986.7	103.5
Customer deposits	894.6	701.7	192.9
<b>Statement of Profit or Loss</b>	<b>1.1. – 31.12.2019</b>	<b>1.1. – 31.12.2018</b>	<b>Change</b>
Net interest income	66.9	56.3	10.6
Loss allowances	2.1	-1.8	3.9
Net fee and commission income	9.7	9.3	0.4
Operating expenses	34.6	30.5	4.1
Profit of the period	37.7	33.2	4.5
<b>Key performance indicators</b>	<b>31.12.2019</b>	<b>31.12.2018</b>	<b>Change</b>
Change in customer loan portfolio	10.5%	19.8%	-9.3 pp
Cost-income ratio	42.3%	44.2%	-1.9 pp
Return on equity (ROE)	17.5%	20.0%	-2.5 pp
<b>Additional indicators</b>	<b>31.12.2019</b>	<b>31.12.2018</b>	<b>Change</b>
Customer deposits to customer loan portfolio	82.1%	71.1%	11.0 pp
Net interest margin	4.6%	4.6%	0.0 pp
Share of credit-impaired loans	3.3%	3.3%	0.0 pp
Ratio of allowances to credit-impaired loans	77.6%	81.5%	-3.9 pp
Green customer loan portfolio	188.9	148.8	40.1

Statement of Financial Position, Profit or Loss, and other key figures for the Eastern Europe segment

The customer loan portfolio of the segment grew by more than EUR 103 million during the period. A large part of this was due to currency effects, especially from the loan portfolio of ProCredit Bank Ukraine.

Customer deposits in the segment increased by EUR 193 million. This upturn was due in nearly equal parts to the deposits mobilised from business and private clients. The ratio of customer deposits to the customer loan portfolio increased by 11.0 pp to 82.1%.

The net interest margin remained stable at 4.6% during the financial year. Net interest income climbed by more than EUR 10 million. Expenditures for loss allowances increased by around EUR 4 million, with a stable 3.3% level of credit-impaired loans.

Operating expenses increased compared to the previous year due to higher salaries and additional investments in IT and marketing. Nonetheless, the cost-income ratio improved by almost 2 pp to 42.3%. Overall, the profit of the period increased by EUR 4.5 million.

## South America

### Macroeconomic and sector-specific environment

The South America segment, comprising the ProCredit Bank in Ecuador, accounts for roughly 6% of the group's customer loan portfolio. Ecuador reported negative GDP growth (-0.5%) in 2019, partly attributable to political instability. The macroeconomic environment was influenced by the low price of oil and by country-specific factors. Ecuador is thus in recession and inflation has remained close to zero. However, exports increased compared to the previous year and the trade balance was even. The overall balance of trade is further impacted by the dollarisation and by restrictions on the transfer of goods and capital; in particular, the higher rates set by the US Federal Reserve have been passed on to the local, recessive economy, with adverse consequences for the investment climate.

In Ecuador, loan disbursements increased in the banking sector and the deposit-to-loan ratio is gradually approaching 100%. Competition in Ecuador is mainly defined by local banks. In comparison to South Eastern Europe, the market interest rates and margins are higher. At the same time, prospects for growth are good for SMEs.

### Development of financial position and financial performance

The loan portfolio of ProCredit Bank Ecuador grew by over EUR 60 million. The result after tax decreased, falling EUR 1.7 million to EUR -1.3 million.

in EUR m			
Statement of Financial Position	31.12.2019	31.12.2018	Change
Customer loan portfolio	288.9	270.6	18.3
Customer deposits	138.9	146.9	-8.0
Statement of Profit or Loss	1.1. - 31.12.2019	1.1. - 31.12.2018	Change
Net interest income*	16.8	14.7	2.1
Loss allowances*	-0.4	-2.4	2.0
Net fee and commission income*	-0.5	0.0	-0.5
Operating expenses*	16.0	17.2	-1.2
Profit of the period*	-1.3	0.4	-1.7
Key performance indicators	31.12.2019	31.12.2018	Change
Change in customer loan portfolio*	26.7%	17.2%	9.5 pp
Cost-income ratio*	102.5%	106.3%	-3.8 pp
Return on equity (ROE)*	-2.5%	0.9%	-3.4 pp
Additional indicators	31.12.2019	31.12.2018	Change
Customer deposits to customer loan portfolio	48.1%	54.3%	-6.2 pp
Net interest margin*	5.3%	5.0%	0.3 pp
Share of credit-impaired loans*	2.3%	2.5%	-0.2 pp
Ratio of allowances to credit-impaired loans*	100%	98.8%	1.2 pp
Green customer loan portfolio	28.0	29.7	-1.6

\* For 2019 and 2018, only continuing business operations are presented (i.e. excluding ARDEC Mexico and Banco ProCredit Colombia)

Statement of Financial Position, Profit or Loss, and other key figures for the South America segment

Following the sale of ProCredit Bank Colombia, the ProCredit Bank in Ecuador is the only bank in the South America segment. The bank's customer loan portfolio developed very positively during the financial year, growing by more than EUR 60 million.

Customer deposits of ProCredit Bank Ecuador increased by more than EUR 22 million, leading to a 6.2 pp reduction in the ratio of customer deposits to the gross loan portfolio.

The net interest margin developed slightly positively. Net interest income increased by EUR 2 million. Expenditures for loss allowances on loans to customers, which had been exceptionally low in the previous period due to the reduction in very small loans, increased by EUR 2 million. The share of credit-impaired loans was reduced, while the ratio of allowances to credit-impaired loans was increased. Operating expenses were reduced by around EUR 1 million.

Overall, the bank recorded a slightly positive pre-tax result, which together with the strong growth in the loan portfolio underlines the positive development of the bank. The result after taxes of EUR -1.3 million is primarily due to elevated tax expenses, which resulted in part from one-time write-downs of deferred tax assets.

## Germany

### Macroeconomic and sector-specific environment

During the year, Germany also developed positively compared to other economies in Europe, with GDP growth of 0.5%. Due to the expansionary central bank policy, the interest margin remained at an extremely low level, which poses a large challenge for the banking sector.

### Development of financial position and financial performance

The development of the Germany segment essentially consists of the operations of ProCredit Holding, ProCredit Bank Germany and Quipu.

in EUR m			
Statement of Financial Position	31.12.2019	31.12.2018	Change
Customer loan portfolio	56.1	76.0	-19.9
Customer deposits	233.3	271.6	-38.3

Statement of Profit or Loss	1.1.-31.12.2019	1.1.-31.12.2018	Change
Net interest income	-0.9	0.0	-0.9
Loss allowances	-0.1	0.0	-0.1
Operating income	47.2	90.7	-43.5
Operating expenses	57.8	53.1	4.7
Profit of the period	-10.7	37.5	-48.2
Profit of the period and consolidation effects	-13.2	-14.1	0.9

Statement of Financial Position and of Profit or Loss for the Germany segment

The loan portfolio and customer deposits in the segment are attributed to the ProCredit Bank in Germany. The bank recorded a roughly EUR 20 million drop in its loan portfolio. This decrease is primarily due to the strategic withdrawal from project finance operations. Customer deposits fell by EUR 38 million. The activities of ProCredit Bank Germany generally focus on its central role for the group in international payment transactions, trade finance, group treasury and funding. As a result, it is less heavily impacted by the macroeconomic and financial market trends in Germany.

The low figure for net interest income is explained by the fact that ProCredit Holding's equity investments in its subsidiaries are partly financed by debt instruments.

Operating income was dominated by dividend payments received from subsidiary banks totalling EUR 43.2 million. Further income came from commission and brokerage services by the ProCredit Bank in Germany, from the IT services performed by Quipu GmbH and from consultancy services provided to the ProCredit banks by ProCredit Holding. The decline in operating income resulted mainly from goodwill impairment testing of ProCredit Holding's investments.





Above: Agroproduct Shpk, collection, cultivation, processing and production of medicinal and aromatic plants, client of ProCredit Bank Kosovo  
Below: Gheorai-Agro, cultivation of crops, client of ProCredit Bank Moldova

## Ratings

FitchRatings awarded an international rating to ProCredit Holding and the ProCredit banks in Eastern and South Eastern Europe. The ProCredit bank in South America was awarded a national rating. Among other factors, the ratings are influenced by the respective country ceiling.

Institution	2019 Rating	2018 Rating	
ProCredit Holding	BBB	BBB	(international rating)
ProCredit Bank, Albania	BB-	BB-	(international rating)
ProCredit Bank, Bosnia and Herzegovina	B+	B+	(international rating)
ProCredit Bank, Bulgaria	BBB-	BBB-	(international rating)
ProCredit Bank, Georgia	BB+	BB	(international rating)
ProCredit Bank, Germany	BBB	BBB	(international rating)
ProCredit Bank, Kosovo	BB	BB	(international rating)
ProCredit Bank, North Macedonia	BBB-	BB+	(international rating)
ProCredit Bank, Romania	BBB-	BBB-	(international rating)
ProCredit Bank, Serbia	BBB-	BB+	(international rating)
ProCredit Bank, Ukraine	B+	B-	(international rating)
Banco ProCredit, Ecuador*	AAA-	AAA-	(national rating)

\* by Bankwatch Ratings S.A.

Ratings for ProCredit Holding and the individual ProCredit institutions

## MANAGEMENT REPORT OF PROCREDIT HOLDING AG & CO. KGaA

The activities of ProCredit Holding AG & Co. KGaA, Frankfurt am Main, (hereinafter "ProCredit Holding") are deeply intertwined with the development of the group. Therefore, we have integrated the management report of ProCredit Holding into the group report. With regard to ProCredit Holding's report on significant post-balance sheet events, the risk report (including system for early detection of risks) and the report on expected developments, we would like to refer to the corresponding sections. Pursuant to section 10a (1) KWG, ProCredit Holding is the "superordinated company" of the ProCredit group for financial supervision purposes. The annual financial statements for ProCredit Holding have been prepared according to the provisions of the German Commercial Code (Handelsgesetzbuch – HGB) and the German Stock Corporation Act (Aktengesetz – AktG). The branch office ProCredit Holding AG & Co. KGaA Sucursal Colombiana, Bogota, Colombia (regional academy), is included in the scope of the financial statements for ProCredit Holding.

### Business activities of ProCredit Holding AG & Co. KGaA

ProCredit Holding exclusively conducts activities that are associated with the ProCredit group. Its main duties include:

- steering the strategy of the group
- providing support for the subsidiaries in implementing group-wide strategies for the various business areas and in the area of risk management
- implementation of the requirements specified under section 25a of the German Banking Act (Kreditwesengesetz – KWG) and under the German Federal Financial Supervisory Authority's policy document "Minimum Requirements for Risk Management", commonly referred to as "MaRisk", as well as ensuring the group's compliance with the German Money Laundering Act (Geldwäschegesetz – GWG)
- monitoring and supervising the subsidiaries, especially in the areas of HR management, marketing, internal audit, anti-money laundering activities and risk management, for which purpose ProCredit Holding has developed group policies
- providing equity for the subsidiaries and ensuring sufficient capital adequacy at group level
- providing financing to the subsidiaries
- developing training programmes for the staff of the ProCredit group
- reporting to shareholders and third parties, including supervisory reporting

As of year-end 2019, ProCredit Holding had 111 staff members (2018: 90). This includes three employees who are based abroad. The majority of the Germany-based employees work in the areas of "Finance & Controlling", "Risk Management" and "Credit Risk Management".

### Development of financial position

ProCredit Holding's close involvement in the activities of the group is reflected in the structure of both the balance sheet and the income statement. Receivables from and shares in affiliated companies make up roughly 90% of its assets. Payments from affiliated companies to ProCredit Holding in the form of dividends, interest, and fees for consultancy services account for the largest part of ProCredit Holding's earnings.

ProCredit Holding provides equity and medium- to long-term funding to its subsidiaries. The company also keeps a central liquidity reserve to cover the short-term liquidity needs of its subsidiaries. ProCredit Holding finances its activities with shareholders' equity, as well as through international financial institutions and banks, and the issuance of bonds and promissory note loans by way of private placements.

ProCredit Holding's total assets increased by EUR 50.2 million in 2019 (2018: EUR 95.5 million). The shares in affiliated companies decreased by a total of EUR 11.0 million during the period (2018: EUR 27.0 million). At the same time, loans to/receivables from affiliated companies increased by EUR 41.2 million (2018: EUR 126.1 million).

ProCredit Holding's financial liabilities increased by EUR 86.2 million in 2019 (2018: EUR 33.0 million), mainly attributable to the new issuance of bonds.

Equity decreased by a total of EUR 36.2 million. This reduction is largely due to the current result after tax.

### **Result of operations**

The financial results of ProCredit Holding are primarily determined by transactions with its affiliated companies; the main income factors are the dividend payments received, interest payments, and fees for consultancy services. The expense positions primarily consist of operating expenses, impairment on shares in affiliated companies, and interest expenses.

ProCredit Holding's net loss for the year was EUR 18.5 million (2018: annual profit of EUR 17.8 million). Dividend income was EUR 46.8 million, slightly lower than in the previous year (2018 EUR 50.3 million). Impairments on financial assets increased to EUR 50.8 million (2018: EUR 19.7 million).

ProCredit Holding's operating expenses remained largely constant during the period.

The Management expects a return to a net profit at the previous year's level. We consider the current overall situation regarding the further spread of COVID-19 to be a significant risk factor. A significant deterioration in the overall economic situation could have a negative impact on earnings.



## REPORT ON EXPECTED DEVELOPMENTS, INCLUDING BUSINESS OPPORTUNITIES AND RISKS

### Macroeconomic environment and competitive situation

Due to the global spread of COVID-19, it is not possible at this point in time to assess the overall economic development for 2020 in detail. Since the beginning of 2020, the increasingly unstable economic environment has led to considerable losses on financial markets. Global supply chains are significantly restricted and the consumer climate continues to deteriorate. In addition, manufacturing and service sectors are increasingly affected by far-reaching travel and movement restrictions.

Taking into account the current expansion of the pandemic, global GDP growth is expected to decline markedly, by at least 0.5 pp to 2.4%<sup>7</sup> in 2020. If the spread of COVID-19 continues or even accelerates, we believe that an even more serious decline in economic growth, including recession, is likely. This may also have a significant impact in the markets in which the ProCredit group is active.

In the countries of Eastern and South Eastern Europe in which we are represented, we generally expect higher growth rates than in Western Europe. This assumption is based on continued geopolitical stability in the region, particularly with regard to the conflict in Ukraine. In Ecuador, on the other hand, the oil price, which has come under pressure since March 2020, could lead to a renewed decline in economic output.

Against the background of current trends towards recession, we believe it is possible that global interest rates could continue to fall. We expect additional bond purchase programmes from national central banks and the ECB, as well as further state support measures.

For 2020, we expect competitive pressure in the SME segment to be at a continuously high level but varying between countries. In South Eastern Europe our main competitors are international banking groups, while in Eastern Europe and Ecuador we mostly compete with local or regional banks and financial institutions.

### Expected development of the ProCredit group

Despite the clearly elevated uncertainty about economic developments in 2020, we continue to anticipate good prospects for sustainable and long-term profitable growth as banks for small and medium enterprises.

For 2020 our clear focus will be on stabilising the situation for our clients to the greatest extent possible. On that basis, compared to the previous periods we expect a more moderate customer loan portfolio growth rate in the low single digits. In the medium term<sup>8</sup>, we plan to achieve customer loan portfolio growth of around 10% annually. Furthermore, loans in the "green finance" category will be expanded. We anticipate that our green loan portfolio will account for 20% of our overall portfolio in the medium term.

We are planning solid growth in customer deposits, which should keep the ratio of customer deposits to the customer loan portfolio largely stable. Growth in customer deposits is to be achieved in particular by increasing sight deposits and instant access savings accounts, which will have a positive impact on the net interest margin in the medium term.

<sup>7</sup> OECD report: "Coronavirus: The world economy at risk", 2 March 2020.

<sup>8</sup> We define "medium term" as a period of between three and five years.



Above: Contact Centre of ProCredit Bank Bulgaria  
Below: Outlet of Banco ProCredit Ecuador

Based on current developments with regard to the spread of COVID-19, we expect a significant increase in loss allowances for 2020. This assumption is based on an increase in the number of restructuring cases and higher default rates, even though there is no specific reference data at present. In addition, we expect a largely stable net interest margin of around 3% and a slight increase in operating expenses. Based on these assumptions, we expect a declining yet still positive RoE in 2020, with a cost-income ratio at the previous year's level around 70%. The lower expectations for customer loan portfolio growth and the RoE compared with the previous year reflects the difficulties associated with assessing the effects of the current environment.

In the medium term, we assume only a slight increase in operating expenses and we anticipate further economies of scale from our growth. We aim for the cost-income ratio to improve and drop below 60%, with a stable return on equity of around 10%, in particular based a normalisation of expenses for credit risk.

We expect the CET1 capital ratio to decline slightly as a result of the forecast growth, but to be above 13.0% at the end of the financial year. After the reduction of P2R announced in February 2020, the group expects a Tier 1 capital requirement, including all buffers, of about 10.1% for 2020.

We believe it is possible that between the time of preparation of the Combined Management Report on 18 March 2020 and its publication, the information with regard to the economic effects of the pandemic could become more concrete or change.

#### **Assessment of business opportunities and risks**

In principle, we consider the effects of the novel COVID-19 to be the greatest uncertainty factor in our planning for 2020. A possible long-term spread of the virus and the associated negative economic consequences can only be taken into account to a limited extent in our forecast. Moreover, major disruptions in the Eurozone, a significant change in foreign trade or monetary policy, a worsening of the interest rate margin or pronounced exchange rate fluctuations could be manifested in lower loan portfolio growth and an increase in past-due loans, thus resulting in lower profitability.

In principle, we also see opportunities in the increasingly uncertain macroeconomic environment to position ourselves as a solid, reliable partner for SMEs and to further expand our customer relationships. In the medium term, we believe that the opportunities for profitable growth in our markets remain positive.

We are of the opinion that the capital base and the sustainability of the business model are not jeopardised in these scenarios. The ProCredit group has always generated a positive return on equity since its foundation, even in the years of the global financial crisis from 2007 onwards. Our business strategy relies on the clearly focused business model, close client relationships and a conservative risk strategy.

## RISK REPORT

An informed and transparent approach to risk management is a central component of our socially responsible business model. This is also reflected in our risk culture and our risk appetite. In accordance with our sustainable business strategy, our risk strategy is a conservative one. By following a consistent group-wide approach to managing risks, the aim is to ensure that the liquidity and capital adequacy of the group and each individual bank are sustainable and appropriate at all times, as well as to achieve steady results.

The principles of risk management and the risk strategy of the ProCredit group have not changed significantly compared to the previous year. The overall risk profile of the group is appropriate and stable. This is based on an overall assessment of the individual risks, as presented in the following risk report.

The principles of our business activity, as listed below, provide the foundation for our risk management. The consistent application of these principles reduces the risks to which the group is exposed.

### Focus on core business

The ProCredit banks focus on the provision of financial services to small and medium businesses as well as to private clients. Accordingly, income is generated primarily in the form of interest income on customer loans and fee income from account operations and payments. All of the banks' other operations are performed mainly in support of the core business. ProCredit banks therefore assume mainly credit risk, interest rate risk and liquidity risk in the course of their day-to-day operations. At group level, foreign currency risk is furthermore relevant due to the investments made by ProCredit Holding in the equity capital of its subsidiaries. At the same time, ProCredit avoids or largely limits all other risks involved in banking operations.

### High degree of transparency, simplicity and diversification

ProCredit's focus on small and medium-sized businesses entails a very high degree of diversification in both customer loans and customer deposits. Geographically, this diversification spans regions and countries, as well as urban and rural areas within countries. In terms of client groups, this diversification spans economic sectors, client groups (SMEs and private clients) and income groups. The diversification of the loan portfolio is a central pillar of the group's credit risk management policy. A further characteristic of our approach is that we seek to provide our clients with simple, easily understandable services. This leads to transparency not only for the respective client, but also from a risk management point of view. Both the high degree of diversification and our simple, transparent services and processes result in a significant reduction of the group's risk profile.

### Careful staff selection and intensive training

Responsible banking is characterised by long-term relationships not only with clients, but also with staff. This is why we focus on staff selection and have made significant investments in training our employees for many years. Our intensive training efforts not only produce professional competence, but also and above all, they promote an open and transparent communication culture. From a risk perspective, well-trained employees who are accustomed to thinking critically and voicing their opinions openly are an important factor for managing and reducing risk, specifically operational risk and fraud risk.



### Key elements of risk management

Risk management comprises identifying, quantifying, managing, monitoring, controlling and reporting risks. In managing risks, the ProCredit group takes account of the "Minimum Requirements for Risk Management" (MaRisk), of relevant publications by national and international regulatory authorities and of our knowledge of the markets acquired over many years. The mechanisms designed to hedge and mitigate risks are monitored regularly to ensure their effectiveness, and the procedures and methods used to manage risks are subject to ongoing further development. The key elements of risk management in the ProCredit group are presented below:

- The risk strategy addresses all of the material risks in the group arising from the implementation of the business strategy and defines the objectives and measures of risk management. The strategies are reviewed annually by the Management and are approved by the Supervisory Board.
- All risks assumed are managed to ensure at all times an adequate level of capital of the group and all ProCredit group companies, in both the normative and economic perspective, as well as adequate liquidity levels at all times.
- The annually conducted risk inventory ensures that all material and non-material risks are identified and, if necessary, considered in the strategies and risk management processes.
- All ProCredit companies apply a single common risk management framework, which defines group-wide minimum standards. The risk management policies and standards are approved by the Management of ProCredit Holding and are updated at least annually. These specify the responsibilities at bank and group level, and establish minimum requirements for managing, monitoring and reporting.
- Monitoring and control of risks and possible risk concentrations is carried out using comprehensive analysis tools for all material risks.
- Early warning indicators (reporting triggers) and limits are set and monitored for all material risks. The effectiveness of the chosen measures, limits and methods is continuously controlled.
- Regular stress tests are performed for all material risks; stress tests are carried out for each individual risk category as well as across all risk categories.
- Regular and ad-hoc reporting is carried out on the risk profile, including detailed descriptions and commentaries.
- Suitable processes and procedures for an effective internal control system have been established. This is built around the principles of segregation of duties, dual control and, for all risk-relevant operations, the separation of front and back office up to the management level; this ensures that risk management and risk control are performed independently of front-office functions.
- All new or significantly changed products/services, processes, financial instruments, IT systems or organisational structures undergo a thorough analysis (New Risk Approval process) before being implemented or used for the first time. This also applies to activities in new markets and via new distribution channels. This ensures that new risks are assessed and all necessary preparations and tests are completed prior to the introduction of a new or significantly changed product for the first time.

These key elements of risk management in the ProCredit group are based on regulatory requirements and on the comprehensive knowledge we have gained over the past 20 years in our markets.

### Organisation of risk management and risk reporting

Risk management in the group is the overall responsibility of the Management of ProCredit Holding, which defines the guidelines for risk management and regularly analyses the risk profile of the group and decides on appropriate measures. The risk controlling function required by MaRisk is headed by a member of the Management of ProCredit Holding. The Compliance Function, which ensures the implementation of legal regulations and requirements and avoids the risks associated with non-compliance, and Internal Audit report directly to the Management.

Risk management at group level is supported conceptually and implemented operationally by various risk management and finance functions. Various committees support and advise the Management in the performance of the risk management function.

- The Group Risk Management Committee develops the group-wide framework for risk management and monitors the risk profile of the group. This includes the monitoring of individual risk positions, limit compliance, and capitalisation at the level of individual institutions and the group.
- The Group Asset and Liability Committee (Group ALCO) is responsible for monitoring the liquidity reserve and liquidity management of the group, coordinating measures aimed at securing funding for the ProCredit banks and ProCredit Holding, and reporting on material developments in financial markets.
- The Group and PCH Model Committee focuses on significant changes to, and validation of, the models used to quantify risks.
- The Group Compliance Committee serves as the central platform for exchanging information about compliance risks, thus ensuring implementation of legal requirements. The committee is a forum for evaluating compliance risks, discussing the impact of changes in legal regulations and prioritising identified compliance risks.
- The Group Internal Audit Committee focuses on annual internal audit plans at the level of individual banks and ProCredit Holding, and on monitoring the timely implementation of measures to resolve the findings of internal and external auditors. Moreover, this body aims to achieve ongoing improvement in the Internal Audit Policy.

The group has a compliance management system that is supported by our Code of Conduct, which is binding for all staff, and by our approach to staff selection and training. The Group Compliance Officer bears responsibility for the implementation of a group-wide system to ensure fulfilment of all regulatory requirements. Both the Group Compliance Committee and the corresponding committees at bank level enable coordination of all compliance-relevant issues. Each ProCredit bank has a compliance function which bears responsibility for adhering to national banking regulations and reports regularly and on an ad-hoc basis to the Management of the bank and to the Group Compliance Officer. Any conduct which is inconsistent with the established rules, whether at ProCredit Holding or in a subsidiary, can be reported anonymously to an e-mail address established for the group.

Group Audit is an independent functional area within ProCredit Holding. It provides support in determining what constitutes appropriate risk management and an appropriate internal control system within the group. Additionally, each ProCredit bank has an internal audit department. Once per year, this department carries out risk assessments of all of the bank's activities in order to arrive at a risk-based annual audit plan. Each internal audit department reports to an audit committee, which generally meets on a quarterly basis. The Group Audit team monitors the quality of the audits conducted in each ProCredit bank and provides technical guidance.

The Management at each ProCredit bank bears responsibility for risk management within their institution. All ProCredit banks have, as a minimum, risk management departments, a risk management committee an ALCO and a compliance committee, as well as specialised committees that address individual risks. These committees monitor and manage the risk profile of the respective institution.

At the individual bank level, risk positions are analysed regularly, discussed and documented in standardised reports. The risk departments of each bank reports regularly to ProCredit Holding, and the respective supervisory board is informed on at least a quarterly basis about all risk-relevant developments.

Each month ProCredit Holding prepares an aggregate risk report, with the Supervisory Board also receiving reports on a quarterly basis. A quarterly report on stress testing is also prepared. Monitoring of both the individual banks' risk situation and the group's overall risk profile is carried out through a review of these reports and of additional information generated by individual banks and at group level. If necessary, additional topic-specific ad-hoc reporting occurs. The aim is to achieve transparency on the material risks and to be aware at an early stage if potential problems might be arising.

Regular regional and group-wide meetings and training events support the exchange of best practices and the development and enhancement of risk management.

The management of material risks in the ProCredit group is described in greater detail in the following section. This includes: credit risk, foreign currency risk, interest rate risk, liquidity and funding risk, operational risk, business risk and model risk, and risks arising from money laundering, terrorist financing and other acts punishable by law. Due to the worldwide spread of COVID-19, global economic growth may be severely reduced. In view of the current uncertainty, it is not possible to quantify the impact; these effects are not taken into account in the following presentation of risks.

## Management of Individual Risks

### Credit risk

The ProCredit group defines credit risk as the risk that losses will be incurred if the party to a transaction cannot fulfil its contractual obligations, not in full or not on time. Within overall credit risk we distinguish between customer credit risk, counterparty risk (including issuer risk) and country risk. Credit risk is the most significant risk facing the ProCredit group, and customer credit exposures account for the largest share of that risk.

in '000 EUR	31.12.2019	31.12.2018
Central bank balances	938,741	805,769
Loans and advances to banks	320,737	211,592
Derivative financial assets	306	1,307
Investment securities	378,281	297,308
<i>Loss allowance for investment securities</i>	<i>-46</i>	<i>-476</i>
Loans and advances to customers	4,690,961	4,267,829
Other assets (financial instruments)	41,182	40,568
Contingent liabilities and commitments	745,360	649,835
<i>Loss allowance</i>	<i>-1,683</i>	<i>-2,114</i>
<b>Total</b>	<b>7,113,840</b>	<b>6,271,619</b>

Maximum exposure to credit risk

### *Customer credit risk*

The key objectives of credit risk management are to achieve high loan portfolio quality, low risk concentrations within the loan portfolio and appropriate coverage of credit risks with loan loss provisions. The diversification of operations across four regions and 12 countries, and the experience that the ProCredit institutions have gained in operating in these markets over the past decades form the basis for the group's ability to limit customer credit risk effectively.

The ProCredit banks serve a broad spectrum of clients, ranging from relatively small business clients with increasingly formalised structures to larger SMEs. For our lending operations, we apply the following principles, among others:

- Intensive analysis of the debt capacity and repayment capacity of borrowers, taking account for expected future cash flows
- Carefully documenting the risk assessments and the processes conducted during lending operations, such that the analyses performed can also be understood by expert third parties
- Strictly avoiding overindebtedness among credit clients
- Building a long-term relationship with the client, maintaining regular contact, and documenting the development of the exposure in regular monitoring reports
- Strictly monitoring the repayment of credit exposures
- Applying closely customer-oriented, intensified loan management in the event of arrears
- Collecting collateral in the event of insolvency

The group's framework for managing customer credit risk is presented in the relevant policies and standards. The policies specify, among other things, the responsibilities for managing credit risk in the group and at the level of each individual bank, the principles for the organisation of the lending business, the principles involved in lending operations, and the framework for the valuation of collateral for credit exposures. The standards contain detailed explanations of the group's lending operations with business clients and private clients and of the range of credit offered. They also set forth the rules governing restructuring, loss allowances and write-offs. Thus, the policies and standards define risk-mitigating measures for the pre-disbursement phase (credit risk assessment) and the post-disbursement phase (e.g. regular monitoring of the financial situation, review of early warning indicators, and both intensified and problem loan management).

The ProCredit group divides its credit exposures mainly into small and medium-sized business credit exposures and credit exposures to private clients. Depending on the client category to which the respective credit exposure is assigned, different credit risk assessment processes are applied. These processes differ from one another in terms of the following attributes: the degree of segregation of duties, type of information that provides the basis for the credit analysis, criteria for credit decisions, and collateral requirements. A strict separation of front and back office functions up to the management level is applied for risk-relevant operations.

The experience of the ProCredit group has shown that a careful creditworthiness assessment is a necessary form of credit risk management. The credit decisions of the ProCredit group are therefore based predominantly on an analysis of the client's financial situation and on an assessment of creditworthiness. Regular on-site visits to clients are performed to ensure an adequate consideration of their specific features and needs.





Above: Tipografia, printing company, client of ProCredit Bank Romania  
Below: Outlet of ProCredit Bank Serbia

All credit decisions in the ProCredit banks are taken by a credit committee. Its members have approval limits that reflect their expertise and experience. All decisions on medium credit exposures are taken by credit committees at the banks' head offices.

The most important factor for credit committee decisions is a funding and collateral structure that is based on the client's needs and conditional on the respective risk profile. In this context, the following general principles apply: the lower the loan amount, the more detailed the documentation provided by the client, the shorter the loan period, the longer the client's history with the bank, and the higher the client's account turnover with the bank, then the lower the collateral requirements will be.

The group credit risk management policies limit the possibility for unsecured credit operations. Depending on the risk profile and the term of the exposure, loans may also be issued without being fully collateralised. As a general rule, credit exposures with a higher risk profile and a longer maturity period are covered with solid collateral, mostly through mortgages.

As a rule, the valuation of collateral is based on assessments conducted by external, independent experts. In order to ensure that a reduction in the value of the collateral is detected at an early stage and appropriate measures can be taken, annual plausibility checks of collateral value are a fixed component of the monitoring process for exposures. The assessments are updated at regular intervals, with plausibility checks being carried out by specialised ProCredit bank staff. The total amount of collateral held by the group as security is EUR 3.7 billion.

Based on our collateralisation requirements, securing loans with mortgages is among the most important instruments for limiting credit risk. Although the largest share is concentrated in real estate, its distribution by individual purpose, location and associated market is diversified across regions, countries and economic sectors, similar to the distribution of the loan portfolio of the ProCredit group. In this context, the concentration risk via collateral is considered to be low.

	31.12.2019	31.12.2018
Mortgages	66.4%	66.8%
Financial guarantees	11.9%	11.6%
Other	21.7%	21.6%

#### Loan collateral

The early detection of increases in credit risk at the level of individual credit exposures is incorporated into all lending-related processes, resulting in rapid assessment of the degree of financial difficulty faced by clients.

Moreover, the ProCredit group has developed indicators for the early identification of risks based on quantitative and qualitative risk features; these indicators are to be implemented by the banks. These include, but are not limited to, declining account turnover or volume, high usage of granted credit lines and overdrafts over a longer period of time, and arrears. Regular recording and analysis of these early warning indicators helps to manage the portfolio, identify potential default risks at an early stage and take the required measures to avoid a significant increase in credit risk. Reports on the affected portfolio are regularly given to the branch manager, the bank's head office and in aggregated form to ProCredit Holding.

Exceptional events which could have an impact on large areas of the loan portfolio (common risk factors) are analysed and discussed at group and bank level. This can lead to the imposition of limits on risk exposures towards certain groups of clients, e.g. in specific sectors of the economy or geographical regions.

In addition, asset quality indicators have been introduced, on the basis of which the loan portfolio is divided into the categories: performing, underperforming and defaulted. The process of assigning exposures to these categories is based on an exposure being past due, a risk classification system, and on additional risk characteristics; these include the initiation of bankruptcy proceedings or similar court procedures, as well as restructurings or collateral liquidations by other banks. In addition, other factors which indicate a significant deterioration of the economic situation of the client can also play a role. The portfolio indicators allow for a clear overview of the quality of the group's portfolio and that of an individual bank, and represent one of the most important tools for the credit risk management process.

- The performing loan portfolio shows no signs of a potential risk increase. Although some exposures show early warning signals, these may not necessarily result in a risk increase being determined.
- The underperforming loan portfolio comprises exposures with elevated credit risk. This can be caused by temporary payment difficulties (30-90 days), restructuring or other factors. Nevertheless, the bank still assesses full repayment of the exposure to be possible, e.g. after restructuring.
- The defaulted loan portfolio comprises all exposures in default, most of which have shown lasting payment difficulties (over 90 days) or other negative factors, e.g. initiation of bankruptcy proceedings. Further details are provided below.

Once a higher risk of default is detected for a credit exposure, it is placed under intensified management. This centres around close communication with the client, identification of the source of higher credit default risk and close monitoring of business activities. Decisions on measures to reduce the credit default risk for individual credit exposures are taken by the authorised decision-making bodies for the credit exposures in question. In addition, specialised recovery officers may be called in to support the intensified management of the credit exposure. One of the first steps in managing the exposure is to determine the current economic and financial situation of the client, as this is the most important basis for decisions on whether or not the exposure can be restructured. The aim is to take such decisions at an early stage, while the chances of stabilisation are high and before the exposure enters an advanced phase of payment delay. When a credit exposure is classified as defaulted, it is passed on to officers responsible for customer service. These officers are supported by the legal department of the respective bank. Collateral is sold through liquidation to a third party at the highest possible price, typically via public auction. The majority of the collateral sold consists of tangible assets such as land or buildings.





Above: BB Company, coffee producer, client of ProCredit Bank Georgia  
Below: Head Office of ProCredit Bank Romania



in '000 EUR	31.12.2019	31.12.2018
Real estate	11,266	15,555
Inventory	121	373
Other	765	2,104
<b>Repossessed property</b>	<b>12,152</b>	<b>18,032</b>

Repossessed property

### *Loss allowances*

The expected credit loss (ECL) model pursuant to IFRS 9 is the central element of the approach to quantifying loss allowances for both on- and off-balance sheet financial instruments and is continually optimised. The calculated loss allowances are determined based on the expected credit losses for several future default scenarios. This represents the combined sum of the probability-weighted results from the scenarios. ECL estimates are based on reliable information about past events, current conditions and projections of future economic conditions. A detailed description of the model specifications is provided below.

### *Three-stage approach*

Loans and advances to customers are broken down into the three stages described below, based on the development of credit risk since initial recognition. A specific methodology is applied for each stage in order to determine impairment. During the term of an exposure, movement is possible between the stages.

- *Stage 1* comprises exposures for which credit risk has not significantly increased since initial recognition, and for which there is thus no indication of a trigger for allocation to Stage 2 or Stage 3. Generally, all exposures are allocated to Stage 1 upon initial recognition, with the exception of those categorised as POCI (Purchased or Originated Credit Impaired). For Stage 1 exposures, the expected credit losses arising from possible default events within a period of up to 12 months following the reporting date are recognised in expenses. For receivables with a remaining term of less than 12 months, the shorter contractual maturity is applied.
- *Stage 2* comprises exposures for which credit risk has significantly increased since initial recognition, but for which there are no objective indications of impairment. Loss allowances are established in an amount equivalent to the expected credit losses over the entire remaining maturity.
- *Stage 3* includes all defaulted exposures, i.e. as of the reporting date, there is both a significant increase in credit risk and objective indications of impairment. The respective calculation of loss allowances is performed based on the expected credit losses over the entire remaining maturity considering 100% probability of default.

*Calculation of expected credit loss (ECL)*

The following parameters are used in the calculation of expected credit loss:

- Exposure at Default (EAD)

EAD is the expected exposure amount at the time of a loan default; it is derived from the currently outstanding receivable from the customer and possible future changes under the applicable contractual conditions. Thus, the EAD consists of the gross carrying amount at the time of default. For exposures with regular repayment plans, the modelled EAD is adjusted for the expected possibility of early repayment based on historical observations and on scenarios for the development of the economic environment and associated future forecasts. Based on historical data, estimates are made of the potential exposures that may arise in the future from the utilisation of existing credit commitments, such as credit lines or overdraft facilities. For financial guarantees, the EAD corresponds to the guaranteed amount; based on professional discretion, the conversion factor has generally been set at 100%.

- Probability of default (PD)

The probability of a loan default within a certain period of time is derived from historical default events. These data include the time, type and amount of default as well as information about the characteristics of the customer from our internal risk classification system. The parameters are country-specific and differentiate the risk levels of exposures according to the customer segments defined at bank level. The ProCredit group uses statistical models to analyse the collected data and make forecasts for the expected PD based on scenarios for the development of the economic environment. In addition, the PDs over the remaining lifetime of an exposure are estimated.

- Loss Given Default (LGD)

The expected LGD is based on historical data about recoveries obtained from defaulted customers. LGDs are calculated as discounted cash flows, taking into account the cost of recovery and the size of the credit exposure. Estimated LGDs are modelled as forward-looking forecasts that account for the assumed scenarios about the development of the economic environment.

Input data for the assessment of credit risk parameters are based on multi-year data histories for our borrowers. The influence of customer-specific risk characteristics and macroeconomic factors on the selected parameters is determined through regression analysis. The relevant macroeconomic factors (GDP growth, inflation rate and unemployment rate) are selected on the basis of their statistical significance and economic relevance. For PDs and LGDs, a probability-weighted average value is calculated based on the various scenarios for the macroeconomic factors in the forecast year.

Changes in the above assumptions can lead to changes in the calculated loss allowances over time. The ProCredit group acknowledges that discretionary decisions of the Management and estimation uncertainties can have a significant impact on the establishment of loss allowances for collectively and individually assessed exposures. Such discretion is based on the applied definition of default, the approach to determining a significant increase in credit risk (SICR) and the selected macroeconomic factors.

### *Significant increase in credit risk (SICR)*

Quantitative and qualitative information is used to determine whether there is a significant increase in credit risk.

The quantitative test for SICR consists of a comparison between the expected PD over the remaining lifetime as of the reporting date and the expected PD over the corresponding time period at initial recognition. A significant increase in credit risk is deemed to exist if the difference between the PDs exceeds a certain limit. In this case, the respective financial instrument is transferred from Stage 1 to Stage 2. Conversely, a transfer from Stage 2 to Stage 1 is possible once the associated credit risk has decreased significantly.

In addition, qualitative criteria are used for SICR decisions. A transfer from Stage 1 to Stage 2 is made when one of the following criteria is met:

- Contractual payments are past due by more than 30 days but not more than 90 days.
- Classification of the customer as "restructured" pursuant to internal policies (adjustment of contractually agreed conditions).
- The customer is assigned to a risk class defined as insufficient in the risk classification system.

### *Impaired credit exposures*

A credit exposure is considered impaired and is thus transferred to Stage 3 if one of the following criteria applies at the reporting date:

- Contractual payments are more than 90 days past due.
- Indications of significant financial difficulties of the debtor.
- Loan repayment is not possible without the realisation of collateral.
- Initiation of bankruptcy proceedings for the customer.
- Legal proceedings against the customer that endanger the existence of the business or the repayment capacity of the customer.
- Allegations of fraud against the customer.

### *Definition of default*

The ProCredit group has adjusted the definition of impairment according to IFRS 9 to the regulatory definition of default. This default definition is also used for internal risk management and is applied to all exposures which are part of the customer loan portfolio of the group. The group considers an exposure to be impaired if at least one of the above criteria is met and the expected cash flows have been negatively impacted to such an extent that full repayment of the receivable can no longer be assumed.

When determining provisions in Stage 3, a distinction is drawn between individually significant and individually insignificant credit exposures; the threshold is EUR 150,000. For significant exposures with indications of impairment, an individual assessment is performed to determine provisioning, taking account for the expected inflows, including collateral liquidation. For individually insignificant exposures, loss allowances are determined using parameters for the collective assessment of credit risk.

Returning an exposure from Stage 3 to a lower stage is possible if the customer can settle outstanding debts in full without recourse to collateral realisation. No migration between stages is possible for POCI exposures.

#### *Purchase or Originated Credit Impaired (POCI) exposures*

The group has separate rules for POCI (Purchased or Originated Credit Impaired) exposures. Within our business model, the acquisition of impaired exposures is not permitted. Accordingly, POCI exposures can only arise in the course of a new negotiation through significant modification of the contractually agreed cash flows. For POCI exposures, no allowances for impairment are made at the time of initial recognition. In subsequent periods, all changes with regard to the expected losses over the remaining maturity period (lifetime ECL) are recognised as an expense in the income statement and reported accordingly as loss allowances for these exposures.

#### *Changes to contractual terms (modifications)*

Changes to the originally agreed contractual conditions of an exposure are possible, in particular with the aim of improving the prospects of repayment and, if possible, avoiding default, foreclosure or the realisation of collateral. The ProCredit group uses qualitative and quantitative factors to determine the existence of a substantial modification of contractual conditions. As a quantitative factor, the net present value of cash flows is determined in order to assess the changed conditions of an exposure (net present value test). In the event of a substantial change, the original contract is derecognised and a new exposure is recognised at the fair value at the time of modification. In the case of a non-substantial change, the gain or loss from modification is recognised in expenses.

#### *Write-offs*

When a loan is uncollectible, it is written off against the corresponding loss allowance which has been set aside, provided there is no justified expectation of repayment. The direct and indirect costs of actively managing credit exposures that have not been written off must be in proportion to the size of the outstanding exposure.

For exposures of any size, the banks carry out an individual assessment of the justified feasibility of repayments. For exposures below EUR 10 thousand, this assessment is to be carried out at the latest once payment is 180 days overdue; for larger exposures, at the latest after 360 days, particularly if there is no realisable collateral. Based on the assessment, the bank may decide to write off the exposure or continue to actively manage the exposure in order to allow for further repayment of the loan.

The following table provides an overview of the respective gross and net customer loan portfolio, as well as loss allowances:

in '000 EUR As of 31 December 2019	Stage 1	Stage 2	Stage 3	POCI	Total
	12-month ECL	Lifetime ECL	Lifetime ECL		
Germany					
<b>Gross outstanding amount</b>	54,122	1,940	0	0	<b>56,062</b>
Loss allowances	-224	-69	0	0	<b>-293</b>
<b>Carrying amount</b>	<b>53,898</b>	<b>1,871</b>	<b>0</b>	<b>0</b>	<b>55,769</b>
South Eastern Europe					
<b>Gross outstanding amount</b>	3,169,889	115,976	74,649	1,667	<b>3,362,181</b>
Loss allowances	-20,613	-5,488	-44,599	-491	<b>-71,192</b>
<b>Carrying amount</b>	<b>3,149,276</b>	<b>110,488</b>	<b>30,050</b>	<b>1,175</b>	<b>3,290,989</b>
Eastern Europe					
<b>Gross outstanding amount</b>	1,018,989	34,981	34,031	2,204	<b>1,090,206</b>
Loss allowances	-7,878	-1,699	-17,937	-588	<b>-28,101</b>
<b>Carrying amount</b>	<b>1,011,112</b>	<b>33,283</b>	<b>16,094</b>	<b>1,616</b>	<b>1,062,105</b>
South America					
<b>Gross outstanding amount</b>	272,281	9,826	6,776	0	<b>288,884</b>
Loss allowances	-3,308	-319	-3,159	0	<b>-6,786</b>
<b>Carrying amount</b>	<b>268,974</b>	<b>9,507</b>	<b>3,617</b>	<b>0</b>	<b>282,098</b>
in '000 EUR As of 31 December 2018	Stage 1	Stage 2	Stage 3	POCI	Total
	12-month ECL	Lifetime ECL	Lifetime ECL		
Germany					
<b>Gross outstanding amount</b>	75,987	0	0	0	<b>75,987</b>
Loss allowances	-432	0	0	0	<b>-432</b>
<b>Carrying amount</b>	<b>75,555</b>	<b>0</b>	<b>0</b>	<b>0</b>	<b>75,555</b>
South Eastern Europe					
<b>Gross outstanding amount</b>	2,899,888	64,550	93,087	1,343	<b>3,058,869</b>
Loss allowances	-23,376	-10,061	-54,223	-178	<b>-87,837</b>
<b>Carrying amount</b>	<b>2,876,512</b>	<b>54,490</b>	<b>38,864</b>	<b>1,165</b>	<b>2,971,032</b>
Eastern Europe					
<b>Gross outstanding amount</b>	934,423	19,638	31,622	1,014	<b>986,697</b>
Loss allowances	-8,470	-2,538	-15,274	-308	<b>-26,591</b>
<b>Carrying amount</b>	<b>925,953</b>	<b>17,100</b>	<b>16,348</b>	<b>706</b>	<b>960,106</b>
South America					
<b>Gross outstanding amount</b>	245,129	15,659	9,620	212	<b>270,620</b>
Loss allowances	-2,703	-854	-5,920	-7	<b>-9,484</b>
<b>Carrying amount</b>	<b>242,426</b>	<b>14,804</b>	<b>3,700</b>	<b>205</b>	<b>261,136</b>

Loss allowances in customer lending activities

The following table presents gross and net exposures, broken down according to economic sector and by stage.

in '000 EUR As of 31 December 2019	Business loans					Private loans			Total
	Wholesale and retail trade	Agriculture, forestry and fishing	Production	Transportation and storage	Other economic activities	Housing	Investment loans and OVDs	Others	
<b>Stage 1</b>									
Gross outstanding amount	1,197,729	917,513	1,017,809	231,414	840,859	262,689	38,314	8,955	4,515,282
Loss allowance for loans to customers	-8,410	-5,744	-6,368	-1,610	-5,795	-3,456	-534	-106	-32,022
Net outstanding amount	1,189,319	911,769	1,011,441	229,805	835,064	259,233	37,780	8,849	4,483,259
<b>Stage 2</b>									
Gross outstanding amount	49,722	26,382	38,682	11,766	28,701	6,427	745	300	162,724
Loss allowance for loans to customers	-2,134	-1,184	-2,316	-266	-1,130	-492	-45	-8	-7,575
Net outstanding amount	47,588	25,198	36,365	11,500	27,571	5,934	700	292	155,149
<b>Stage 3</b>									
Gross outstanding amount	31,074	28,289	21,471	6,104	20,317	5,666	1,713	821	115,456
Loss allowance for loans to customers	-18,474	-13,720	-13,497	-3,381	-11,553	-3,374	-1,184	-513	-65,696
Net outstanding amount	12,600	14,570	7,974	2,724	8,764	2,292	529	308	49,760
<b>POCI</b>									
Gross outstanding amount	957	888	226	13	1,675	85	0	28	3,871
Loss allowance for loans to customers	-494	-36	-214	-1	-281	-30	0	-24	-1,079
Net outstanding amount	463	852	12	12	1,394	55	0	4	2,792

in '000 EUR As of 31 December 2018	Business loans					Private loans			Total
	Wholesale and retail trade	Agriculture, forestry and fishing	Production	Transportation and storage	Other economic activities	Housing	Investment loans and OVDs	Others	
<b>Stage 1</b>									
Gross outstanding amount	1,129,170	827,747	972,129	226,327	675,198	293,114	25,873	5,870	4,155,427
Loss allowance for loans to customers	-10,807	-5,851	-7,601	-1,558	-5,553	-3,270	-266	-75	-34,981
Net outstanding amount	1,118,363	821,895	964,529	224,769	669,646	289,843	25,607	5,795	4,120,446
<b>Stage 2</b>									
Gross outstanding amount	24,503	20,071	16,751	5,654	22,359	8,919	1,186	406	99,847
Loss allowance for loans to customers	-3,086	-2,340	-2,518	-622	-2,842	-1,799	-186	-60	-13,454
Net outstanding amount	21,416	17,731	14,233	5,032	19,516	7,120	1,000	346	86,394
<b>Stage 3</b>									
Gross outstanding amount	39,963	28,038	21,340	6,315	29,284	6,844	1,579	966	134,329
Loss allowance for loans to customers	-23,012	-13,060	-12,273	-3,838	-17,187	-4,130	-1,223	-694	-75,417
Net outstanding amount	16,952	14,978	9,067	2,477	12,097	2,714	356	272	58,912
<b>POCI</b>									
Gross outstanding amount	458	94	218	6	1,707	12	1	75	2,569
Loss allowance for loans to customers	-202	-45	-54	0	-143	-2	-1	-47	-493
Net outstanding amount	256	49	164	6	1,563	9	0	28	2,076

Allowances for losses on loans and advances to customers

Credit risk at the portfolio level is assessed on a monthly basis and, if necessary, more frequently. This includes an analysis of portfolio structure and quality, restructured exposures, write-offs, coverage level and concentration risk.





Above: Outlet of ProCredit Bank Albania  
Below: Electric car of ProCredit Bank Georgia

Concentration risk in the customer loan portfolio is effectively limited by a high degree of diversification. This diversification is a consequence of lending in particular to small and medium-sized businesses in various economic sectors and to private clients. The distribution of the loan portfolio across 12 banks likewise makes a significant impact in terms of diversification.

in '000 EUR As of 31 December 2019	EUR/USD < 50,000	EUR/USD 50,000 – 250,000	EUR/USD > 250,000	Total
<b>Business loans</b>	<b>387,774</b>	<b>1,602,548</b>	<b>2,481,267</b>	<b>4,471,590</b>
Wholesale and retail trade	107,849	478,846	692,787	1,279,482
Agriculture, forestry and fishing	116,117	411,898	445,057	973,072
Production	62,793	342,366	673,028	1,078,187
Transportation and storage	36,631	103,969	108,697	249,297
Other economic activities	64,385	265,468	561,699	891,552
<b>Private loans</b>	<b>176,052</b>	<b>138,206</b>	<b>11,485</b>	<b>325,743</b>
Housing	135,944	129,327	9,596	274,867
Investment loans	31,988	7,392	1,392	40,772
Others	8,119	1,487	498	10,103
<b>Customer loan portfolio (gross)</b>	<b>563,826</b>	<b>1,740,754</b>	<b>2,492,752</b>	<b>4,797,332</b>

in '000 EUR As of 31 December 2018	EUR/USD < 50,000	EUR/USD 50,000 – 250,000	EUR/USD > 250,000	Total
<b>Business loans</b>	<b>422,495</b>	<b>1,510,770</b>	<b>2,114,066</b>	<b>4,047,332</b>
Wholesale and retail trade	119,667	469,688	604,739	1,194,094
Agriculture, forestry and fishing	131,950	363,187	380,812	875,949
Production	65,234	317,686	627,519	1,010,439
Transportation and storage	38,680	109,661	89,962	238,303
Other economic activities	66,964	250,549	411,034	728,547
<b>Private loans</b>	<b>211,022</b>	<b>126,008</b>	<b>7,811</b>	<b>344,842</b>
Housing	178,050	123,426	7,413	308,889
Investment loans	26,765	1,473	398	28,636
Others	6,207	1,110	0	7,317
<b>Customer loan portfolio (gross)</b>	<b>633,518</b>	<b>1,636,778</b>	<b>2,121,877</b>	<b>4,392,173</b>

Portfolio diversification: Business areas, by loan size

In addition, the ProCredit banks limit the concentration risk of their portfolios by means of the following requirements: Large credit exposures (those exceeding 10% of regulatory capital of the respective ProCredit bank) require the approval of the bank's Supervisory Board and the Group Risk Management Committee. No large credit exposure may exceed 25% of regulatory capital of a bank, and the sum of all large credit exposures of a bank may not exceed 150% of its regulatory capital.

The quality of the loan portfolio in all client categories is monitored by credit control units at the individual bank level. They assess the quality of the credit analysis as well as compliance with internal procedures and identify signs of fraudulent activity. These teams comprise experienced staff who not only conduct on-site visits to customers in order to monitor the lending process but also systematically screen the portfolio for irregularities.

Continuous training of the staff ensures that credit risk is properly evaluated whenever a loan is issued, and that credit exposures are closely observed throughout their lifetime and, if necessary, that appropriate measures are taken in a timely manner. That is why the quality of the ProCredit banks' loan portfolios is significantly higher than the sector average in most countries, even in times when recovering outstanding loan repayments is more difficult.

### Counterparty risk, including issuer risk

The ProCredit group defines counterparty risk, including issuer risk, as the risk that a counterparty/issuer cannot fulfil its contractual obligations at all, not in full or not on time. Counterparty risk in the ProCredit group mainly arises from keeping highly liquid assets for the purpose of managing liquidity. There are also structural exposures towards national central banks in the form of mandatory minimum reserves. We limit counterparty and issuer risk within the ProCredit group through our investment strategy.

Typically, our counterparties are central banks, central governments and commercial banks. The main exposures are account balances, short-term TDAs, highly liquid securities, and, on a very limited scale, simple derivative instruments for liquidity management and hedging purposes (mostly foreign currency forwards and swaps).

Counterparty risk is managed according to the principle that our liquidity must be placed securely and, to the greatest extent possible, in a diversified manner. While the group tries to generate some income from these assets, the overriding objective is to ensure secure placement and timely availability, i.e. risk considerations predominate. For this reason, we only work with carefully selected reliable banks that usually have a high credit rating, typically place our money for short terms (up to three months, but typically shorter) and use only a very limited number of simple financial instruments.

Issuer risk is likewise managed according to these principles. The ProCredit banks are prohibited from engaging in speculative trading. Liquidity in domestic currency is predominantly invested in central bank papers or sovereign bonds in the respective country. EUR or USD, on the other hand, are generally invested in OECD sovereigns or securities issued by multilaterals internationally rated at least AA-. The impact of market price changes on the group is limited.

The group's exposure to counterparty and issuer risk increased compared to the previous year. This development is attributable to higher liquidity reserves in the banks.

in '000 EUR	31.12.2019	in %	31.12.2018	in %
Central bank balances	705,104	50.2	573,170	53.0
<i>Loss allowances for central bank balances</i>	-484		-618	
<i>Mandatory reserve</i>	436,059		387,564	
<i>of which covered by insurance</i>	-233,637		-232,599	
<i>Other balances with central banks</i>	503,166		418,823	
Loans and advances to banks	320,742		211,763	
<i>Loss allowances for loans and advances to banks</i>	-5	22.8	-170	19.5
Derivative financial assets	306	0.0	1,307	0.1
Investment securities	378,281		297,308	
<i>Loss allowance for investment securities</i>	-46	26.9	-476	27.4
<b>Total</b>	<b>1,404,383</b>	<b>100.0</b>	<b>1,082,902</b>	<b>100.0</b>

#### Exposures to counterparties and issuers

The exposure to banking groups contains repurchase agreements in the amount of EUR 59.5 million. For these, collateral items were obtained with a fair value in approximately the same amount. None of them were repledged or sold.

The creditworthiness of another financial asset, i.e. a counterparty, is impaired if one or more events with an adverse effect on the expected future cash flows have occurred. Examples of such events are a breach of contract (such as default or overdue payment), significant financial difficulties of the counterparty, or a significant



deterioration of the external rating. None of positions shown was past due nor showed any signs of impairment as of 31 December 2019. We have established provisions in accordance with IFRS 9 requirements (see also notes 15-18 to the consolidated financial statements).

The exposure towards counterparties and issuers is managed on the basis of a limit system, as is the case for customer credit risk. ProCredit banks conclude transactions only with counterparties that have previously been analysed and for which a limit has been approved. The total limit for banks or banking groups is also set, with a distinction being made between banks and banking groups based in an OECD country and those outside of the OECD. Exposures to shadow banks are limited to 20% of total group capital, which is stricter than the regulatory limit of 25%. Essentially, these comprise transactions in the framework of ordinary business activities with locally regulated commercial banks in those countries where we operate whose banking regulations are not aligned with CRR/CRD.

In order to avoid risk concentrations on group level, an additional maximum limit towards each banking group and each state group (total exposure towards central bank, government and state-owned entities) exists. Due to mandatory minimum reserves, a concentration exists at group level with regard to exposures towards central banks. The group has therefore insured more than half of this amount with guarantees from the Multilateral Investment Guarantee Agency (MIGA). The requirements for large exposures were met at all times.

### *Country risk*

The ProCredit group defines country risk as the risk that the group is not able to enforce rights over certain assets in a country or that a counterparty in that country is unable to perform an obligation due to convertibility or transfer restrictions or expropriation of its cross-border obligations. Country risk thus arises solely from cross-border transactions.

Country risk is a material risk only for ProCredit Holding and the ProCredit bank in Germany, because only these companies conduct cross-border transactions with other group banks or clients abroad. The other ProCredit companies are only exposed to country risk to a very limited extent, particularly through their nostro accounts with ProCredit Bank Germany or selected third-party banks. Furthermore, they only carry out cross-border transactions in exceptional cases and only with prior approval from the Group Risk Management Committee.

Country limits are set in order to diversify cross-border transactions as much as possible. These country limits are defined taking into account both the risk perspective and the strategic business perspective. All cross-border transactions and developments in the ProCredit countries of operation are monitored regularly. Among other things, internal indicators, external ratings and country-specific information are used for this purpose.

The cross-border transactions generally take place between group companies, with country risk consisting of potential conversion or transfer restrictions. As a result, we do not consider provisions to be necessary for cross-border transactions within the group.

### *Market risks*

Market risks comprise the risk of potential losses from shifts in market prices, such as exchange rates or other parameters which influence prices. Relevant market risks for the ProCredit group are foreign currency risk and interest rate risk in the banking book. The ProCredit group manages market risks in such a way that their impact is as limited as possible from an overall risk perspective. In accordance with the group risk strategy, foreign currency risk and interest rate risk may not be incurred for speculative purposes. Foreign currency and interest rate derivatives are used exclusively for hedging or liquidity purposes. All ProCredit banks are non-trading book institutions.

#### *Foreign currency risk*

We define foreign currency risk as the risk that a group company or the group as a whole incurs losses due to exchange rate fluctuations or that the group's equity is reduced through currency translation effects. At the level of individual banks, foreign currency risk can have adverse effects on income and can lead to a decline in regulatory capital ratios. At group level, foreign currency risk primarily arises from the equity investments made by ProCredit Holding.

Results are impacted negatively when the volume of its assets and liabilities denominated in foreign currencies do not match and the exchange rates move unfavourably. The key risk indicator that captures the balance sheet discrepancy for each currency is the open currency position (OCP). Limits for OCP are set at bank level.

Domestic currency depreciation can reduce regulatory capital ratios at bank level in cases where the capital of a bank is held in a different currency than many of the assets it supports: foreign currency assets appreciate (from a local perspective) and the bank therefore has higher risk-weighted assets but the capital remains unchanged. To mitigate this risk, the group aims to keep a high share of assets in the domestic currency of the respective banks.

Foreign currency risk at group level arises as a result of the equity investments that ProCredit Holding maintains in its subordinated companies in countries which do not have the euro as the domestic currency. Most ProCredit banks keep their equity in the respective domestic currency. Thus, from a consolidated group perspective, OCPs in the respective domestic currencies exist and are roughly equal to the amount of the respective equity base. The group's regulatory capital and risk-taking potential are exposed to fluctuations due to changes in the exchange rates of domestic currencies against the euro. These are included in the translation reserve in the consolidated equity. These fluctuations are usually accompanied by simultaneous changes in the loan portfolio expressed in EUR terms.

The translation reserve changed from EUR -75.4 million at the end of 2018 to EUR -55.8 million in December 2019. This is primarily attributable to the significant appreciation of the Ukrainian currency and the deconsolidation of ProCredit Bank Colombia. Within the scope of the group's capital adequacy calculation in the economic approach, a value-at-risk procedure is defined for fluctuations in the translation reserve. This amount had increased EUR 28.7 million and stood at EUR 120.9 million as of December 2019, due mainly to the higher level of capital at ProCredit Bank Ukraine.

*Interest rate risk in the banking book*

Interest rate risk is the risk of incurring losses due to changes in market interest rates and primarily arises from differences between the repricing maturities of assets and liabilities. The aim of interest rate risk management is to keep these differences as small as possible in all currencies. This is particularly relevant against the background of the limited opportunities to manage this risk using interest rate derivatives, especially in the local currencies of our banks (with the exception of the euro and US dollar).

The measurement, monitoring, limiting and management of interest rate risk is based on economic value impact and P&L-oriented indicators. The risk is measured on a regular basis, at least quarterly. The assets and liabilities are distributed across time buckets according to the terms of the underlying contracts. Interest-bearing sight deposits and savings accounts are included in the gap analyses according to country- and currency-specific historical analyses.

At the bank level, we assume a parallel shift of the interest rate curve. For EUR and USD the interest rate shock is  $\pm 200$  basis points, whereas for domestic currencies the magnitude of the shock is derived on the basis of a historical analysis. Limits are set in relation to regulatory capital (non-netted in each case) for the economic value impact and for the P&L effect.

At the group level, interest rate risk is quantified and limited accordingly on the basis of economic value impact and on the basis of the 12-month P&L effect. The indicators are calculated using historical Value-at-Risk models with a holding period of one year and confidence level of 99.9% (EVI) or 99% (P&L effect). Modelled country-specific risk-free curves are used to discount the cash flows. The maturity-specific interest rate shocks are based on the historical development of the reference curve per currency.

Interest rate risk in '000 EUR	31.12.2019		31.12.2018	
	Economic Value Impact	12 month P&L-Effect	Economic Value Impact	12 month P&L-Effect
<b>Total</b>	<b>-71,100</b>	<b>-8,529</b>	<b>-48,015</b>	<b>-7,272</b>

Calculation of economic capital requirements

The economic value impact increased in 2019 to EUR -71.1 million. This resulted primarily from a higher contribution from the loan portfolio in euros. The 12-month P&L effect increased by EUR 1.3 million in 2019. In addition, the ongoing calibration of currency-specific interest rate shocks affects the results.

In addition, the calculation of the present value of the interest book and the calculation of economic value impact according to the regulatory interest shock scenarios from BaFin were implemented at group level and limits were set accordingly.

*Liquidity and funding risk*

Liquidity and funding risk addresses the ProCredit group's short- and long-term ability to meet its financial obligations in a complete and timely manner, even in stress situations.

We assess short-term liquidity risk in the ProCredit banks on the basis of a liquidity gap analysis, among other instruments, and we monitor this risk using numerous indicators. These include both a 30-day liquidity indicator (Sufficient Liquidity Indicator, SLI) and a survival period, as well as the minimum liquidity ratio stipulated by CRR (Liquidity Coverage Ratio, LCR). The SLI measures whether institutions have sufficient liquidity in relation to the



expected inflows and outflows of funds in the next 30 days. The survival period is the timeframe during which the banks are able to fulfil all payment obligations, despite reduced liquidity inflows and elevated outflows. The calculation applies outflows derived from historical analyses of deposit movements in the banks. LCR indicates whether the banks and the group have sufficient liquidity to cover the net outflows expected in the next 30 days, even in the event of a specified severe economic shock scenario.

Market-wide, institution-specific (idiosyncratic), combined and longer-term stress tests are conducted monthly and ad hoc to make sure that every ProCredit bank keeps sufficient liquid funds to meet its obligations, even in difficult times. Moreover, each bank has a contingency plan. If unexpected circumstances arise and an individual bank proves not to have sufficient liquid funds, the ProCredit group has also developed a liquidity contingency plan and ProCredit Holding would step in as a "lender of last resort". ProCredit Holding keeps an adequate liquidity reserve available for this purpose. The amount of the liquidity reserve is determined on the basis of group stress tests and monitored on a regular basis.

Liquidity is managed on a daily basis by the respective treasury departments, based on the ALCO-approved cash flow projections, and is monitored by risk management and ALCO as well as monthly by Group ALCO. Liquidity movements within the group are coordinated by Group ALCO in order to ensure efficient utilisation of liquidity. All banks had enough liquidity available at all times in 2019 to meet all financial obligations in a timely manner.

The following tables show the undiscounted cash flows of the financial assets and financial liabilities of the group according to their remaining contractual maturities. The remaining contractual maturity is defined as the period between the balance sheet date and the contractually agreed due date of the asset or liability, or the due date of a partial payment under the contract for an asset or liability.

in '000 EUR As of 31 December 2019	Up to 1 month	1 - 3 months	4 - 12 months	1 - 5 years	over 5 years	Total
<b>Assets</b>						
Central bank balances	1,126,627	0	0	0	0	1,126,627
Loans and advances to banks	289,387	16,013	26,427	32,899	9,398	374,125
Derivative financial assets	118	0	188	0	0	306
Investment securities	266,205	26,679	61,259	25,817	105	380,065
Loans and advances to customers	191,601	370,619	1,538,683	2,318,639	828,174	5,234,113
Current tax assets	907	1,112	2,043	1,253	0	5,314
Other assets	17,231	3,527	2,348	8,726	6,161	61,806
<b>Total assets</b>	<b>1,892,077</b>	<b>417,951</b>	<b>1,630,947</b>	<b>2,387,334</b>	<b>843,839</b>	<b>7,182,356</b>
<b>Liabilities</b>						
Liabilities to banks	26,894	5,588	33,167	154,459	14,791	234,730
Derivative financial liabilities	600	401	177	311	253	1,742
Liabilities to customers	2,865,614	221,914	903,004	362,799	22,046	4,499,034
Liabilities to international financial institutions	4,676	23,493	192,101	552,689	145,869	915,602
Debt securities	620	46,377	93,928	173,102	64,573	376,205
Current tax liabilities	0	1,574	327	0	0	2,022
Provisions	2,350	1,003	4,735	2,319	937	12,060
Other liabilities	14,963	1,807	3,420	8,392	2,565	33,361
Subordinated debt	455	1,081	7,992	58,239	56,332	122,902
<b>Total liabilities</b>	<b>2,916,171</b>	<b>303,237</b>	<b>1,238,850</b>	<b>1,312,311</b>	<b>307,367</b>	<b>6,197,657</b>
<b>Contingent liabilities</b>						
Financial guarantees	126,068	0	0	0	0	126,068
Credit commitments (irrevocable loan commitments)	15,037	0	22,000	0	0	37,037
<b>Contractual liquidity surplus</b>	<b>-1,165,199</b>	<b>114,713</b>	<b>370,097</b>	<b>1,075,023</b>	<b>536,472</b>	

in '000 EUR As of 31 December 2018	Up to 1 month	1 - 3 months	4 - 12 months	1 - 5 years	over 5 years	Total
<b>Assets</b>						
Central bank balances	963,706	0	0	0	0	805,761
Loans and advances to banks	202,742	3,582	7,500	6,944	1,081	221,849
Derivative financial assets	276	509	523	0	0	1,307
Investment securities	158,697	68,603	36,519	35,120	192	299,132
Loans and advances to customers	220,488	329,121	1,380,943	2,405,636	777,973	5,102,567
Current tax assets	334	2,136	1,188	686	0	4,344
Other assets	20,370	4,310	6,819	8,197	5,935	59,533
<b>Total assets</b>	<b>1,566,614</b>	<b>408,261</b>	<b>1,433,491</b>	<b>2,456,584</b>	<b>785,181</b>	<b>6,494,493</b>
<b>Liabilities</b>						
Liabilities to banks	31,993	25,597	53,339	83,634	4,810	199,273
Derivative financial liabilities	178	493	237	0	90	998
Liabilities to customers	2,565,575	202,132	854,127	258,381	16,292	3,896,507
Liabilities to international financial institutions	18,781	40,717	156,572	544,561	139,625	896,511
Debt securities	341	45,744	44,417	88,774	54,801	231,790
Current tax liabilities	5	2,033	445	0	0	2,483
Provisions	3,126	1,096	2,340	2,558	270	10,973
Other liabilities	12,179	2,849	626	0	0	18,448
Subordinated debt	687	1,840	22,082	32,227	140,989	196,393
<b>Total liabilities</b>	<b>2,632,866</b>	<b>322,501</b>	<b>1,134,186</b>	<b>1,010,135</b>	<b>356,876</b>	<b>5,453,377</b>
<b>Contingent liabilities</b>						
Financial guarantees	64,219	0	0	0	0	64,219
Credit commitments (irrevocable loan commitments)	14,605	0	0	0	0	14,605
<b>Contractual liquidity surplus</b>	<b>-1,145,076</b>	<b>85,760</b>	<b>299,305</b>	<b>1,446,449</b>	<b>428,306</b>	

Discontinued operations do not fall within the scope of operational management and are not presented here.

#### Maturity structure, by contractual maturity

In order to measure liquidity risk in the banks, some positions, in particular customer deposits, are allocated to the various time buckets. This is performed according to assumptions about inflows and outflows, based on their observed historical behaviour in stress situations.

At group level, short-term liquidity risk is measured primarily by means of LCR. As of 31 December 2019, the LCR was 198% (2018: 187%) at group level, and thus comfortably above the regulatory requirement of 100% and our internally defined early warning threshold. This indicates a comfortable liquidity situation for the group.

The group had adequate liquidity levels at all times during the 2019 financial year.

Funding risk is the danger that additional funding cannot be obtained, or can only be obtained at higher costs. It therefore covers parts of the non-systemic effect of interest rate changes. This risk is mitigated by the fact that we finance our lending operations primarily through customer deposits; our deposit-taking operations focus on our target group of business clients and private clients/savers, with whom we establish strong relationships. These are supplemented by long-term loans from international financial institutions (IFIs). The funding of the ProCredit group has proven to be resilient. As of end-December 2019, the largest funding source was customer deposits with EUR 4,333.4 million. IFIs are the second-largest source of funding, accounting for EUR 852.5 million.



Above: Milk Masters, milk product manufacturer, client of ProCredit Bank Ukraine  
Below: Outlet of ProCredit Bank Georgia

The ProCredit group manages, measures and limits funding risk through business planning, maturity gap analysis and several indicators. The funding needs of the banks, identified in the business planning process, are monitored and regularly reviewed at group level. Group ALCO monitors the progress of all individually significant transactions with external funding providers, especially international financial institutions. ProCredit Holding and the ProCredit Bank in Germany also offer bridge financing in the event that a funding project is delayed. A key indicator for limiting funding risk is the deposit concentration indicator. Two more indicators additionally limit the level of funding from the interbank market.

### *Operational risk*

In line with CRR, we define operational risk as the risk of loss resulting from inadequate or failed internal processes, people or systems or from external events. This definition includes in particular fraud risk, IT risk, legal risk and reputational risk. The principles set forth in the group operational risk management policies are in compliance with the requirements for the standardised approach for operational risk pursuant to CRR.

The aim of operational risk management is to detect risks at an early stage and to avoid recurrence. The main tools utilised to manage operational risks are the group-wide Risk Event Database (RED), the Annual Risk Assessments, established Key Risk Indicators (KRI) and the analysis of all new services and processes in a structured procedure, the New Risk Approval process (NRA process).

The Risk Event Database was developed to ensure that all operational risk events identified in the group are documented, analysed and communicated effectively. All ProCredit banks and ProCredit Holding document their risk events using the provided framework. This ensures that adequate attention is paid to the implementation of necessary corrective or preventive measures for reducing or avoiding operational and fraud risk. The table below provides an overview of the gross and net losses due to operational loss events in 2019 (data as of 21 January 2020).

Key operational risk figures 2019	
Gross loss, in EUR m	1.2
Current net loss, in EUR m	0.8
Number of loss events	197

In contrast to the ex-post analysis of risk events as recorded in the Risk Event Database, annual risk assessments are systematically performed in order to identify and evaluate key risks and assess the adequacy of the control processes. These two tools complement each other and provide an overall picture of the operational risk profile for each ProCredit bank, ProCredit Holding and the group as a whole.

Risk indicators are also used to identify elevated fraud risk in specific areas of banking operations. These indicators are analysed regularly and where needed preventive measures are agreed on.

To complete the management of operational risk, all new products need to be analysed to identify and manage potential risks before implementation (NRA process).

In order to limit IT risks, the group has defined standards for IT infrastructure, business continuity and information security. Regular controls of information security and business continuity are part of existing processes and procedures. The banks carry out a classification of their information assets and conduct an annual risk assessment on their critical information assets. The business continuity framework implemented in the group ensures that these risks are understood by all members of staff, that critical processes are identified and that resources are allocated to restore operations, in line with the prioritisation of processes. The IT service provider, Quipu GmbH, is part of the ProCredit group and supports all group companies with respect to software and hardware.

*Risks arising from money laundering, terrorist financing and other acts punishable by law*

Responsible behaviour is an integral part of the values-oriented business model of all ProCredit banks. This is reflected in the Code of Conduct for the group's employees as well as in the contents of the introductory courses for new staff and in the curricula of the ProCredit academies. The prevention of money laundering, terrorist financing and fraud is a key component of our self-perception. This is illustrated by the criteria used to select customers and by the few cases of internal fraud within the group.

ProCredit banks are in full compliance with all regulatory requirements concerning the prevention of money laundering and terrorist financing. Reviews performed by supervisory authorities and external auditors do not reveal any structural deficiencies in this area. Moreover, the banks have implemented the group-wide guidelines on the prevention of money laundering and terrorist financing, which can be stricter than the legal requirements prevailing in the individual countries of operation. Implementation is regularly reviewed by the group's Anti-Money Laundering Officer.

As the ProCredit group is supervised by the German financial supervisory authorities, we implement the requirements stipulated by the German Money Laundering Act, as well as the requirements applicable at the European level, across the group as minimum requirements in all ProCredit banks. As the superordinated company for the ProCredit group, ProCredit Holding is responsible for ensuring group-wide compliance with these requirements.

Our ethical responsibility is documented in the form of our Code of Conduct and Exclusion List, which contain the core rules and regulations that all employees of ProCredit banks are obliged to observe. The group-wide guidelines on the prevention of money laundering, terrorist financing and fraudulent activities, together with their subordinate directives, specify how these basic rules are to be implemented in practice.

Besides identifying all contracting parties and clarifying the purpose of the business relationship, at ProCredit banks the collection of client data always also entails identifying the beneficial owner of all funds that are managed in customer accounts. Beneficial owners are natural persons who substantially profit from a business structure, even if they are not personally in evidence during our business relationship with a client.

All ProCredit banks use specialised software to identify payments that give cause for suspicion of money laundering, terrorist financing or fraud. Anti-money laundering officers in all ProCredit banks work closely with the responsible law enforcement authorities and report regularly to the Group Anti-Money Laundering (AML) Officer at ProCredit Holding, who in turn is the main contact for supervisory and law enforcement authorities in Germany and other countries.



### *Other material risk*

Other risks that are assessed as material include business risk and model risk.

Business risk is defined as the risk of reduced profitability due to external and internal factors. These include deteriorating economic conditions, unanticipated regulatory interventions and disadvantageous business decisions. Business risk is mitigated by means of a structured process for the planning, implementation, assessment and adjustment of the business strategy and risk strategy, as well as through the regular interaction between the Management of ProCredit Holding and the management team in the banks. Furthermore, the standardised software products provided by the group's own IT provider, Quipu, likewise have risk-mitigating effects. Last but not least, our comprehensive internal training programme also ensures a universally high level of competence among our managers and staff.

Model risk comprises the risk that model deficiencies or inadequately applied models serve as a faulty basis for decision-making, resulting in the assumption of a higher level of risk than intended. Model risk applies primarily to the models used to calculate the adequacy of capitalisation in the economic perspective. The group limits model risk through the selection of models (market-standard models), the conservative calibration of the applied models and through comprehensive backtesting measures and stress tests.

### **Capital Management**

Capital management in the group is guided by the principle that neither a ProCredit bank nor the group as a whole may at any time incur greater risks than they are able to bear. To ensure adequate capitalisation, the group applies both the normative and economic perspective. In May 2018, BaFin and Bundesbank published their revised expectations for ensuring adequate capitalisation (ICAAP); these were fully implemented by the group in the 2019 financial year.

The capital management framework of the group has the following objectives:

- Compliance with regulatory capital requirements (normative perspective)
- Ensuring adequate capitalisation in the economic perspective
- Compliance with the internally defined capital requirements and creation of a sufficient capital buffer to ensure that the group and the banks are able to act
- Support for the banks and for the group in implementing their plans for sustainable growth

The principle of capital adequacy is monitored using different indicators for which early warning indicators and limits have been established. The indicators for each individual ProCredit bank and the group as a whole include, in addition to regulatory standards in each country, a capital adequacy calculation in accordance with CRR requirements, a Tier 1 leverage ratio in accordance with CRR and a calculation of capitalisation in the economic perspective. Whereas the capital requirements for the ProCredit group are imposed and monitored by BaFin and by the Supervisory College pursuant to Section 8a KWG, the individual ProCredit banks are subject to the requirements imposed by the respective national supervisory authorities. The capital management of the ProCredit banks and the group as a whole is governed by group policies and monitored on a monthly basis by the Group Risk Management Committee.

### Capitalisation in the economic perspective

Ensuring that the group as a whole and each individual bank maintains sufficient capitalisation in the economic perspective at all times is a key element of ProCredit's group-wide risk management and capital management processes. Capitalisation in the economic perspective was adequate at all times during the course of 2019. In the context of the economic perspective, the capital needs arising from our specific risk profile are compared with the available capital resources to assure that the ProCredit group's capitalisation is sufficient at all times. It is an ongoing process that raises group-wide awareness of our capital requirements and exposure to risks.

The methods we use to calculate the amount of economic capital required to cover the different risks the group is exposed to are based on statistical models, provided that appropriate models are available. The guiding principle for our calculations is that the group is able to withstand strong shock scenarios.

When calculating the economic capital required to cover risk exposures we apply a one-year risk assessment horizon. The included material risks and the limits set for each risk reflect the specific risk profile of the group and are based on the annually conducted risk inventory. The following risks are included in the calculation of the economic perspective for the group:

Material risk	Quantification/treatment
Credit risk, comprising: <ul style="list-style-type: none"> <li>• customer credit risk</li> <li>• counterparty risk</li> <li>• country risk</li> </ul>	Portfolio model based on a Monte Carlo simulation (VaR)
Foreign currency risk	Monte Carlo simulation (VaR)
Interest rate risk	Historical simulation (VaR)
Operational risk	Quantitative model based on a Monte Carlo simulation
Business risk	Analytical method (Business VaR)
Funding risk	Qualified expert assessment
Model risk	Qualified expert assessment

The group's risk-taking potential (RTP), defined as the consolidated group equity (net of intangibles, minority interests and deferred tax assets) plus ProCredit Holding's subordinated debt, amounted to EUR 858.1 million as of the end of December 2019 (2018: EUR 841.3 million). The Management set the Resources Available to Cover Risk (RAAtCR) at an amount of EUR 745.0 million (2018: EUR 720.0 million). This reflects the maximum acceptable risk amount for the ProCredit group; moreover, taking account for the conservative risk tolerance, it was set below the group's RTP in order to ensure the existence of a sufficient security buffer. The increase in RTP and RAAtCR is mainly attributable to the higher level of consolidated own funds due to profit for the period, less early repayments of subordinated debt. The economic capital required to cover the risks is compared with the internal capital available for each risk and for covering all risks.

The table below shows the distribution of RAtCR among the different risks and the limit utilisation as of end-December 2019. Compared to the previous year, there were no significant changes to the risk models. In the standard scenario, which is calculated with a 99.9% confidence level, the ProCredit group needs 77.9% of its RAtCR (2018: 64.9%) and 67.7% of its RTP (2018: 55.5%) to cover its risk profile.

in '000 EUR As of 31 December 2019	Limit	Limit Used	Limit Used (in % of limit)
Credit Risk	385,000	306,457	79.6
Interest Rate Risk	97,000	71,100	73.3
Foreign Currency Risk	155,000	120,904	78.0
Operational Risk	27,000	19,060	70.6
Business Risk	28,000	19,725	70.4
Funding Risk	9,000	6,372	70.8
Model Risk	44,000	37,000	n.a.
<b>Total</b>	<b>745,000</b>	<b>580,617</b>	<b>77.9</b>

in '000 EUR As of 31 December 2018	Limit	Limit Used	Limit Used (in % of limit)
Credit Risk	380,000	248,497	65.4
Interest Rate Risk	90,000	48,015	53.4
Foreign Currency Risk	138,000	92,227	66.8
Operational Risk	30,000	21,265	70.9
Business Risk	35,000	21,221	60.6
Funding Risk	10,000	5,740	57.4
Model Risk	37,000	30,000	n.a.
<b>Total</b>	<b>720,000</b>	<b>466,965</b>	<b>64.9</b>

Capitalisation in the economic perspective

### Stress tests

Stress tests are performed regularly, at least once per quarter and ad hoc, to test the group's capacity to withstand shock conditions. A range of stress scenarios are adopted and tested in order to analyse the impact of extraordinary but plausible events. Various types of analysis are applied, from simple sensitivity analysis for individual risk types to scenario analyses in which multiple or all risk factors are stressed simultaneously. Our analysis of the impact of stress scenarios includes an analysis of a severe economic downturn. The stress tests are supplemented by reverse stress tests and, if applicable, by ad-hoc stress tests.

The scenarios apply to both historical and hypothetical stress situations. They include, among other things, assumptions depicting significant deterioration of worldwide macroeconomic conditions and simultaneous massive economic downturn. The selection of the scenarios takes account for the group's strategic orientation and the economic environment.

The results of stress testing show that the risks to which the group would be exposed in a severe stress event would not exceed the RAtCR, meaning that the capitalisation of the group in the economic perspective would be adequate under the defined stress conditions.

*Capitalisation in the normative perspective*

Since 1 January 2014, the Basel III requirements, implemented in Europe through Capital Requirements Directive IV (CRD IV) and Capital Requirements Regulation (CRR), have been binding for the group. The ProCredit group makes no use of transitional (phase-in) provisions during the reporting period.

During the reporting period, all regulatory capital requirements were met at all times. The group's regulatory capital ratios are presented below:

	31.12.2019	31.12.2018
Common equity Tier 1 capital ratio	14.1%	14.4%
Tier 1 capital ratio	14.1%	14.4%
<b>Total capital ratio</b>	<b>15.7%</b>	<b>17.2%</b>

Capital ratios of the ProCredit group

The capital ratios of the ProCredit group decreased slightly in the 2019 financial year. During the course of 2019, the CET1 ratio and T1 ratio declined to 14.1% due to the growth of the group's balance sheet. The total capital ratio fell to 15.7% as a result of growth as well as the early repayment of Tier 2 capital instruments. The level of capitalisation in the ProCredit group is significantly higher than the current regulatory requirements, which include an SREP requirement amounting to 2.5%. In February 2020, ProCredit Holding was informed by BaFin of a reduction in the SREP capital add-on to 2.0%.

With the implementation of CRR, an additional leverage ratio was introduced which is not risk-based. This is defined as the ratio of Tier 1 capital to unweighted on- and off-balance sheet risk exposures. The minimum was set at 3% in CRR II and compliance is binding as from 28 June 2021. As of year-end 2019 the ProCredit group reported a very comfortable leverage ratio of 10.8%.

in '000 EUR	31.12.2019	31.12.2018
Equity	742,324	677,931
Assets	6,885,604	6,138,362
<b>Leverage ratio</b>	<b>10.8%</b>	<b>11.0%</b>

Leverage ratio

*Internal control system and risk management system in the financial reporting process*

The internal control system and risk management system in the ProCredit Holding and ProCredit group's financial reporting process comprises the principles, procedures and measures for the effective, cost-efficient and rule-compliant application of financial reporting requirements. The main risks in due and proper financial reporting are the improper representation of financial position and financial performance or delayed publication. The internal control system in the financial reporting process is subject to the general principles of our risk management approach and is thus an integral component of the risk management system.

Primary responsibility for the internal control system and risk management system in the financial reporting process, and thus for its effectiveness and monitoring, lies with the Management. The Management establishes the general principles and defines areas of responsibility. Finance & Controlling implements the requirements of the Management and defines the specific parameters within the framework provided. Group Operational

Risk Management identifies and assesses risks on a regular basis. Risk assessment comprises an evaluation of operational and fraud risks as well as a review of the effectiveness of the respective controls. If necessary, appropriate measures are defined and implemented in order to limit the risks identified.

The financial reporting process aims to standardise, to the greatest extent possible, the application of the main international financial reporting standards and related processes. The Group Accounting & Taxes department establishes the accounting manual, which applies throughout the group, and defines the material processes in the respective policies, taking account for the principle of dual control. The processes for report preparation are largely automated and the functionalities of the key IT applications have been defined on a centralised basis. IT permissions are defined and regularly monitored in accordance with the respective policies.

The financial reporting process is supported by a multi-step control system. This ensures compliance with legal requirements and the implementation of internal policies. The units in the group prepare information relevant for financial reporting with the support of IT applications which are uniform throughout the group. The information packages from units in the group are reviewed locally, taking account for the dual control principle, and then subject to standardised quality checks. Consolidation is carried out using standard software support.

In addition, Internal Audit supports the Management and the Supervisory Board in their control functions through independent and objective risk-oriented audits. Regular audits are performed on the financial reporting processes in the ProCredit Holding and ProCredit group to determine whether they are effective, orderly and cost efficient.

## REMUNERATION REPORT FOR THE MANAGEMENT AND SUPERVISORY BOARD

### Management

The group remuneration approach presented here applies equally to the members of the Management of ProCredit Holding. Remuneration of the members of the Management should be fair and transparent. As for all employees in the ProCredit group, variable remuneration elements for members of the Management are only applied on a limited scale.

The following remuneration elements generally apply for members of the Management:

- fixed monetary remuneration
- contributions to private health insurance (if applicable)
- contributions to retirement provisions and life insurance (if applicable)
- D&O insurance coverage with a deductible in accordance with section 93 (2) sentence 3 AktG

The remuneration of the members of the Management is set by the Supervisory Board, taking account for the respective duties and performance, the economic situation and the institutional outlook. Consideration is also given to both the basic principles of the group's remuneration approach and the relationship between the remuneration of the Management and employees.

The remuneration of the members of the Management contains no contractually agreed variable elements. The Supervisory Board may apply a special remuneration to reward specific cases of extraordinary performance. Such decisions take account for the economic situation and outlook of the group. Variable remuneration elements can be used for the acquisition of shares in ProCredit Staff Invest. In such cases, the individual commits to hold the shares for a period of five years.

	Benefits granted		Allocation	
	2019	2018	2019	2018
Borislav Kostadinov (until 15.09.2019)				
Basic Salary	142,699	184,426	142,699	184,426
Short-term variable remuneration*	192,000	100,000	192,000	100,000
Pension cost**	3,150	4,200	3,150	4,200
<b>Total remuneration</b>	<b>337,849</b>	<b>288,626</b>	<b>337,849</b>	<b>288,626</b>

	Benefits granted		Allocation	
	2019	2018	2019	2018
Sandrine Massiani				
Basic Salary	199,684	187,137	199,684	187,137
<b>Total remuneration</b>	<b>199,684</b>	<b>187,137</b>	<b>199,684</b>	<b>187,137</b>

	Benefits granted		Allocation	
	2019	2018	2019	2018
Dr Gabriel Schor				
Basic Salary	145,606	145,137	145,606	145,137
Short-term variable remuneration	-	9,050	-	9,050
Pension cost**	33,031	33,031	33,031	33,031
<b>Total remuneration</b>	<b>178,637</b>	<b>187,217</b>	<b>178,637</b>	<b>187,217</b>

\* In the case of Borislav Kostadinov, the one-year variable remuneration for 2019 includes the contract termination agreement.

\*\* This includes: Disability insurance and life insurance, contributions to company pension insurance and voluntary/private health insurance, expense allowance as well as statutory allocations.



The remuneration presented here does not contain employer contributions to health and long-term care insurance. In the event that duties are terminated for reasons for which the member of the management board is not responsible, the scope of claims shall be limited to the remainder of the employment contract or a maximum of two years' remuneration (severance cap). If duties are terminated for reasons for which the member of the management board is responsible, there shall be no severance payment to the members of the management board.

### **Supervisory Board**

The members of the Supervisory Board each receive remuneration in the amount of EUR 10,000. ProCredit Holding reimbursed the travel costs for Supervisory Board members. Furthermore, ProCredit Holding concluded a D&O insurance policy which provides coverage for the members of the Supervisory Board. No fees are paid for participating in the meetings of the Supervisory Board.

## DISCLOSURES REQUIRED BY TAKEOVER LAW PURSUANT TO SECTIONS 289a AND 315a (1) SENTENCE 1 GERMAN COMMERCIAL CODE (HANDELSGESETZBUCH)

The share capital of ProCredit Holding AG & Co. KGaA (the Company) is divided into 58,898,492 registered shares with no par-value. Each share entitles its holder to one vote.

In principle, all shares can be freely traded.

Certain restrictions apply to Zeitinger Invest GmbH, DOEN Participaties B.V., IFC, KfW and ProCredit Staff Invest 1 GmbH & Co. KG/ ProCredit Staff Invest 2 GmbH & Co. KG (the **Core Shareholders**) as follows:

The Core Shareholders entered into an agreement dated 7 July 2011, as amended on 24 May 2019 (the **Core Shareholders' Agreement**), according to which each Core Shareholder agrees to exercise its influence as a shareholder in the Company on a long-term basis, subject to applicable law, to ensure that (i) the financial institutions of the ProCredit group continue to focus on providing responsible and transparent banking services to SMEs and private customers, (ii) the ProCredit group continues to operate in a manner that strives to create well-managed, commercially sustainable institutions in line with German banking regulations, and (iii) that the operations of the Company and its subsidiaries continue to be in line with applicable law and best-practice banking and socially responsible standards. The Core Shareholders' Agreement stipulates that each Core Shareholder exercises its voting rights at its own discretion only, and that there is no obligation to exercise such voting rights jointly and in a coordinated manner with any or all of the other Core Shareholders. Moreover, the Core Shareholders' Agreement sets out certain minimum levels for the Core Shareholders' shareholding in the Company, collectively amounting to 20% of the Company's share capital, which the Core Shareholders agreed to maintain until 31 October 2021.

The company's shares do not procure any particular monitoring rights.

The following shareholders owned (directly or indirectly) as of 31 December 2019, pursuant to their most recent voting rights notification, 10% or more of the voting rights:

- Zeitinger Invest GmbH (voluntary notification dated 8 October 2018)
- Federal Republic of Germany (indirectly via KfW) (voting rights notification dated 27 December 2016)
- DOEN Participaties B.V. (voting rights notification dated 29 December 2016)

There are no shareholders holding shares with special rights, conferring power of control.

As of 31 December 2019, the employees of the Company, in deviation from the previous relevant legal voting rights notification, collectively owned 2.99% of the voting rights via two investment companies (ProCredit Staff Invest 1 GmbH & Co. KG and ProCredit Staff Invest 2 GmbH & Co. KG). The investment companies are the immediate shareholders and thus exercise the voting rights for the employees of the Company. As far as employees are direct shareholders, they themselves exercise the voting rights control.

The activities of the Company are managed by ProCredit General Partner AG, which, due to the legal nature of a partnership limited by shares (*Kommanditgesellschaft auf Aktien – KGaA*), does not have to be appointed but has

been the managing entity of the Company since its establishment. The activities of ProCredit General Partner AG are managed by natural persons who are appointed and removed by the Supervisory Board of ProCredit General Partner AG in accordance with sec. 84 and 85 AktG and Art. 6 (2) of the Articles of Association of ProCredit General Partner AG. Pursuant to Art. 22 (1) of the Articles of Association of the Company and sec. 179 AktG, the Articles of Association of the Company can be amended upon resolution of the Company's General Meeting with simple majority, unless otherwise stipulated by compulsory law. Furthermore, ProCredit General Partner AG has rights of approval for such changes pursuant to Art. 22 (2) of the Articles of Association of the Company; subsequently, the Supervisory Board of ProCredit General Partner AG shall resolve on the confirmation of such approval in accordance with Art. 7 (4) of the Articles of Association of ProCredit General Partner AG.

The Management of the Company was authorised by the Extraordinary General Meeting of 15 November 2019 to acquire, within the legal limits, treasury shares up to a total of 1.5% of the share capital existing at the time the resolution is adopted by the General Meeting or – if this value is lower – of the share capital existing at the time the authorisation is exercised. The authorisation may be exercised directly by the Company or by third parties commissioned by the Company; it permits the acquisition of the Company's own shares in their entirety or in partial amounts as well as one-off or multiple acquisitions. The acquisition of treasury shares can only be effected via the stock exchange. The Company may only pay a price per share (excluding incidental acquisition costs) which does not deviate more than 10% above or below the arithmetic mean of the prices of the Company's non-par value shares in the closing auction in Xetra trading (or a corresponding successor system) on the Frankfurt Stock Exchange during the last ten trading days prior to the conclusion of the commitment transaction.

The Management of the Company was also authorised to use shares of the Company acquired on the basis of the above authorisation for all legally permissible purposes, and in particular for the following: They may be transferred free of charge to selected members of the respective management as well as to selected employees in managerial and key positions of certain enterprises affiliated with the Company within the meaning of sections 15 et seq. of the German Stock Corporation Act (AktG) and domiciled abroad under the proviso that these shares are transferred without delay as contributions in kind to ProCredit Staff Invest 1 GmbH & Co. KG in exchange for shares in the limited partnership; the transfer of the shares to the aforementioned employees shall be effected in accordance with a staff programme. Shareholders' subscription rights to these treasury shares are excluded to this extent pursuant to sections 71 (1) no. 8, 186 (3) and (4) AktG.

ProCredit General Partner AG, as the managing general partner pursuant to Article 4 (3) of the Articles of Association of the Company is authorised to issue new shares in a total amount of up to EUR 29,449,246.00 in the period until 22 May 2023 (Authorised Capital 2018).

There are no significant agreements between the Company and another party that are subject to a change of control of the Company following a takeover bid.

Furthermore, there are no compensation agreements in place with the members of the Management or with any employees of the Company in case of a takeover bid.

## CORPORATE GOVERNANCE STATEMENT (ERKLÄRUNG ZUR UNTERNEHMENSFÜHRUNG) (SEC. 289f AND 315d HGB)

### Contents

- Corporate Governance Report (sec. 3.10 German Corporate Governance Code)
  - Management Board and Supervisory Board
  - Other Key Aspects of our Approach to Corporate Governance
- Statement of Compliance with German Corporate Governance Code (sec. 161 AktG)

### Corporate Governance Report

ProCredit Holding AG & Co. KGaA (also "Company" or "ProCredit Holding") places emphasis on transparent corporate governance and open communication with all stakeholders. This approach and its development-oriented mission are supported by its shareholders. The values upon which we have successfully built the ProCredit group include personal integrity and commitment, social responsibility and tolerance, open communication and transparency, as well as high professional standards.

### *Management Board and Supervisory Board*

#### *Relationship between Management Board and Supervisory Board*

ProCredit Holding has the legal form of a partnership limited by shares ("KGaA" – Kommanditgesellschaft auf Aktien). In the case of a KGaA, the management board's duties of a stock corporation ("AG" – Aktiengesellschaft) are incumbent upon the general partner. The sole personally liable general partner of the Company is ProCredit General Partner AG (Geschäftsleitung) (also "General Partner" or "Management"), whose management board ("Management Board") is thereby responsible for managing the Company's business operations.

Currently the supervisory boards of ProCredit General Partner AG and ProCredit Holding AG & Co. KGaA (the latter "Supervisory Board") comprise the same individuals. This allows for a high level of transparency in the cooperation between the Supervisory Board level and the Management Board of ProCredit General Partner AG.

Management Board and Supervisory Board cooperate closely to the benefit of the Company. The Supervisory Board meets at least twice in each half year. In 2019, the Supervisory Board held four in-person meetings and two telephone conferences. The Supervisory Board has determined a comprehensive set of reports to be provided by the Management in due time before each meeting. The Management Board reports on the business and risk strategies of the group at least once per year and routinely reports on the status of implementation of the strategies. Since the Supervisory Board has decided not to establish committees, all relevant reports are provided to all members. The Supervisory Board reviews and approves the Annual Financial Statements for ProCredit Holding and the Consolidated Annual Financial Statements for the ProCredit group. The Supervisory Board examines the efficiency and effectiveness of its activities on a regular basis, and at least once in every calendar year. The Company complies with the German Corporate Governance Code except as outlined in the Statement provided below.

*Management Board of ProCredit General Partner AG*

The Management Board comprised the following individuals in the 2019 financial year:

Member of the Management Board (in alphabetical order)	First appointed	Appointed until	Responsibilities as of year-end
Borislav Kostadinov	2014	15 September 2019	Credit Risk, Group Environmental Management, Investor Relations, Group Communications, Administration and Translation, Legal, Group AML and Fraud Prevention
Sandrine Massiani	2017	28 February 2021	Human Resources, Internal Audit, Risk Management, IT, Business Support and Compliance; From 16 September 2019: Credit Risk, Group Environmental Management, Legal, Group AML and Fraud Prevention
Dr Gabriel Schor	2004	31 December 2021	Reporting and Controlling, Supervisory Reporting and Capital Planning, Accounting and Taxes, Group Treasury, Group Funding; From 16 September 2019: Investor Relations, Group Communications, Administration and Translation

The members of the Management Board are jointly responsible for the management of the General Partner and the management of the Company. Its Internal Rules of Procedure govern the work of the Management Board. The supervisory board of ProCredit General Partner AG decides on the appointment and dismissal of members of the Management Board including long-term succession planning for the Management Board. It furthermore determines the compensation of the individual members of the Management Board. The Supervisory Board has been informed of and has agreed to these decisions.

*Supervisory Board of ProCredit Holding AG & Co. KGaA*

The Supervisory Board comprised the following individuals in the 2019 financial year:

Supervisory Board member	First appointed	Appointed until	Supervisory board positions held outside the group
Dr Claus-Peter Zeitinger (Chairman)	2004	2022	None
Christian Krämer (Deputy Chairman)	2014	2022	None
Marianne Loner	2017	2022	Sura Asset Management S.A., Medellin, Colombia, member of the supervisory board Britam Holdings Plc, Nairobi, Kenya, member of the supervisory board Britam Life Assurance Co., Nairobi, Kenya; member of the supervisory board Amundi Planet Sicav-SIF, Luxembourg, member of the supervisory board
Rainer Ottenstein	2016	2021	None
Petar Slavov	2014	2022	None
Jasper Snoek	2007	2022	None

The supervisory board of the General Partner oversees the Management Board and is involved in decisions of fundamental importance to the group. The Management Board regularly informs the Supervisory Board of the group



business strategy and other fundamental matters relating to the assets, liabilities, financial and profit situation of the group as well as its risk situation, risk management and risk controlling. Key decisions of the group are approved by the supervisory board of the General Partner. The Supervisory Board is informed of and can discuss these decisions, particularly since it is comprised of the same individuals of the supervisory board of the General Partner.

*Objectives for the composition of the Supervisory Board and status of implementation*

The Supervisory Board's aim is that at least one member should come from or have extensive work experience in the South Eastern and Eastern European region.

Otherwise, the Supervisory Board has determined that its members shall include persons who, in addition to a sound knowledge of banking, also have:

- a good understanding of and interest in the group's focus region of operations;
- the time and interest to travel to the region to understand and assess the operations of ProCredit subsidiaries, and ideally a seat on at least one supervisory board of a subsidiary;
- a good understanding of and interest in development finance and sustainability aspects.

Generally, since the Supervisory Board comprises only six members, as far as possible all members should have these core attributes. In so far as there is not a separate audit committee (as explained in the Statement of Compliance with the GCGC), all members should have sufficient knowledge of financial analysis and risk aspects of banking. Furthermore, since the Company's shares are listed on the Frankfurt Stock Exchange, a general understanding of capital markets is valuable.

All members of the Supervisory Board aim to act as independent members within the meaning of the provisions of the German Stock Corporation Act and the GCGC. At least 50% of the members of the Supervisory Board shall at all times be independent, pursuant to section 5.4.1 paragraph 2 sentence 1 of the GCGC. In accordance with section 5.4.2 of the GCGC, the Supervisory Board has determined that it has what it considers to be an adequate number of independent members. Members of the Supervisory Board are also members of the supervisory board of ProCredit General Partner AG. Five members have been nominated by core shareholders. However, in our opinion, this does not affect the independence of the Supervisory Board members involved as they have been carefully instructed to comply with all applicable laws, in particular with those obliging them to maintain their independence. Furthermore, the Management Board has not become aware of any circumstances that may compromise the independence of any Supervisory Board member.

The Supervisory Board requires prospective candidates to indicate any potential conflicts of interest and shall assess such conflicts and satisfy itself that the respective candidates can devote the required amount of time before making its proposals to the General Meeting of the Company concerning the election of new members of the Supervisory Board.

As a rule, the age limit for Supervisory Board members is 75 years.

The Supervisory Board believes that it complies with the specified concrete objectives regarding its composition.

There were no committees of the Supervisory Board in the fiscal year 2019. The Company is of the opinion that the relatively small size of the Supervisory Board, with only six members, and the limited scope of the business activities of the group, generally make the formation of committees superfluous, particularly since all of its members are well qualified and devote sufficient time.

The Supervisory Board respects diversity when proposing members for appointment to the Supervisory Board. One member of the six-person Supervisory Board and one member of the two-person Management Board are women.

The Supervisory Board has set the target that at least one woman should serve on the Management Board. In addition, at least one woman should serve on the Supervisory Board should there only be one or fewer women on the Management Board.

Furthermore, the Management has established a 25% minimum level of gender representation for the first two levels of management.

#### *Remuneration and share ownership of the Management and Supervisory Board members*

For information on the compensation of the Management and Supervisory Boards' members, please refer to our Remuneration Report.

Of the Supervisory Board members, only Petar Slavov owns (indirectly) ProCredit Holding shares.

Management Board members hold shares in ProCredit Holding either directly or indirectly (via ProCredit Staff Invest 1 and/or 2 GmbH & Co. KG). However, in no individual case or together does the aggregated volume of shares reach 1% of the total share capital of the Company. There is no share option scheme for members of the Company's Management Board.

The combined volume of shares held directly and indirectly by all Management Board and Supervisory Board members amounts to less than 1% of the shares of the Company.

#### *Managers' transactions*

The members of the Management Board and of the Supervisory Board as well as persons closely associated to them are required pursuant to Art. 19 Regulation (EU) No. 596/2014 (Market Abuse Regulation – "MAR") to disclose transactions relating to the shares of the Company as well as other financial instruments linked thereto, if the total amount of such transactions reaches EUR 5,000 within a calendar year. Information on such transactions will be made public and can be seen on the Company's website under [www.procredit-holding.com/en/investor-relations/news](http://www.procredit-holding.com/en/investor-relations/news). In the previous financial year, there was one reportable transaction in which Borislav Kostadinov, then member of the Management Board of the general partner of ProCredit Holding, sold 27,523 shares in the company on 9 April 2019 via the Xetra trading centre of the Frankfurt Stock Exchange at a price of EUR 10.00 per share.

### *Other Key Aspects of our Approach to Corporate Governance*

#### *Working relationship between ProCredit Holding and its subsidiaries*

Central to the effective governance of the ProCredit group is the relationship between the Company as the holding entity and its subsidiaries. A strength of the ProCredit group is its ability, despite having operations across the countries, to implement its business and risk strategies with a very high degree of efficiency and uniformity. All ProCredit banks are independent, licensed and regulated banks. The Company holds a controlling stake (typically 100%) of its subsidiaries and is in a position to appoint the majority of supervisory board members of its subsidiaries. The management board at each ProCredit bank bears responsibility for the operations of its respective institution. They operate within the tight business and risk management framework set by ProCredit Holding.



Above: Melbon, chocolatier, client of ProCredit Bank Bulgaria

Below: Delta Trade, food producer and wholesaler, client of ProCredit Bank Bosnia and Herzegovina



### *Transparency*

ProCredit Holding is committed to transparency and open communication with its shareholders. Relevant information is to be made available to the public promptly to ensure the equal treatment of shareholders. ProCredit Holding oversees an effective consolidated reporting process. It makes quarterly financial statements available. The ProCredit Holding Investor Relations provides additional clarity via investor and analyst presentations, roadshows, press communication, including ad-hoc notifications, as necessary, and other means, as appropriate. Important non-financial information, including an annual non-financial group statement (Group Impact Report) according to section 315b (3.1b) HGB, as well as our Group Code of Conduct, will also be available on the ProCredit Holding website.

### *Risk Management*

Risk management, controlling and promulgating an appropriate risk culture are central aspects of management in the ProCredit group. The ProCredit group applies a standardised and comprehensive framework of rules and policies for risk management, internal control and the prevention of money laundering and other criminal offences. All ProCredit banks are required to follow centrally set standards. The implementation of this framework is monitored regularly by ProCredit Holding. Group risk management and anti-money laundering policies are in line with German and European banking regulations and are updated annually to reflect new developments. ProCredit is firmly committed to transparency and takes a conservative approach to risk management. The Management Board is supported by the Group Risk Management Committee and receives a monthly report on the risk profile and capitalisation (economic and normative perspective) of the group. The Supervisory Board receives a comprehensive report on the risk profile and capitalisation of the group at least quarterly.

### *Compliance Management System*

At a fundamental level, the group compliance management system is rooted in our development mission and our unique approach to staff recruitment and development. Our methodical and responsible approach to all operations is underpinned by our Code of Conduct. Compliance with the Code of Conduct is compulsory for all staff members. Regular training is provided. On a more formal level, the Group Compliance Officer bears responsibility for the implementation of a group-wide system to ensure fulfilment of all applicable regulatory requirements. There is a Group Compliance Committee and corresponding committees at the bank level to enable efficient coordination on all compliance-relevant issues. Compliance risks are regularly assessed and controlled. Each ProCredit bank has a Compliance Officer who bears responsibility for managing adherence to national banking regulations and for reporting regularly and ad hoc to the Management of the bank and to the Group Compliance Officer. The Supervisory Board receives an Annual Group Compliance Risk Management Report.

All ProCredit institutions apply German and EU regulatory standards, local AML regulations as well as international best-practice methods for the prevention of money laundering and other financial crimes. Comprehensive Group Operational Risk Management and Fraud Prevention Policies regulate stringent standards with regard to whistleblowing, New Risk Approval, Key Risk Indicators and the group Risk Event Database. All ProCredit institutions apply a diligent approach to data protection. Any conduct which is inconsistent with established rules, in any group institution, can be reported anonymously to an e-mail address established for the group.

## Statement from ProCredit Holding AG & Co. KGaA on the recommendations of the "Government Commission on the German Corporate Governance Code" pursuant to section 161 of the German Stock Corporation Act

Pursuant to section 161 of the German Stock Corporation Act (AktG), the "Management Board" of ProCredit General Partner AG, as the sole "General Partner", and the "Supervisory Board" of ProCredit Holding AG & Co. KGaA ("Company") declare that the Company, in accordance with the special legal characteristics of a partnership limited by shares, has been in compliance with the recommendations of the German Corporate Governance Code ("GCGC") of 7 February 2017, as published by the Federal Ministry of Justice in the official part of the German Federal Gazette on 24 April 2017, since its last statement of compliance on 22 March 2019, with the deviations listed therein. Excepting the deviations listed in the following, the Company shall comply in the future with the recommendations of the GCGC.

### *Deviations based on the legal form of the Company*

- The Company's legal form is that of a partnership limited by shares ("KGaA" – *Kommanditgesellschaft auf Aktien*). In the case of a KGaA, the managerial duties of a stock corporation ("AG" – *Aktiengesellschaft*) are incumbent upon the General Partner. The sole personally liable general partner of the Company is ProCredit General Partner AG, whose Management Board is thereby responsible for managing the Company's business operations.
- Compared to the supervisory board of an AG, the rights and obligations of the supervisory board of a KGaA are more restricted. In particular, the Company's Supervisory Board has no authority to appoint the General Partner and to set the terms of the contractual agreement with the General Partner, nor to issue any internal rules of procedure governing the Company's management, nor to determine which transactions require authorisation. These duties are performed by the supervisory board of ProCredit General Partner AG.
- The General Meeting of a KGaA has substantially the same rights as that of an AG. It also decides upon the approval of the Company's annual financial statements as well as the ratification of the acts of the Supervisory Board and of the General Partner. Many of the resolutions of the General Meeting require the consent of the General Partner; this includes the approval of the Company's annual financial statements.

### *Deviations from the recommendations of the GCGC*

#### *3.8 (3)*

The GCGC recommends that when a D&O insurance policy is concluded for the Supervisory Board, a deductible of at least 10% of the loss should be agreed, up to an amount equal to at least one and a half times the fixed annual remuneration of the Supervisory Board member.

The D&O insurance for the members of the Supervisory Board does not include a deductible, as it is the opinion of the Company that such a deductible would neither improve the performance of the Supervisory Board members nor strengthen their sense of responsibility. Moreover, the Supervisory Board members receive a relatively low remuneration, therefore the Company has determined that a deductible is unnecessary.

#### *4.2.1 sentence 1*

The GCGC recommends that the Management Board shall consist of several persons and that it shall have a chairperson or spokesperson.



Although the duties of the Management Board are performed by a General Partner, this is run by a management team consisting of two persons.

The Management Board has neither a chairperson nor a spokesperson, as all Management Board members work on an equal footing in their respective, clearly defined areas of competence; they therefore jointly bear the overall responsibility for the Company. The Supervisory Board and the Management Board are of the opinion that there is no need for a Chairperson or Spokesperson in the Management Board.

#### *4.2.3 (2) sentences 2 et seq.*

The GCGC recommends that the monetary element of the remuneration shall comprise fixed and variable components and that the variable components shall be based on an assessment made over several years. Furthermore, both positive and negative developments shall be taken into account when calculating the variable component of the remuneration. The variable component of the remuneration shall also bear a direct relationship to demanding relevant benchmarks. Any subsequent modifications to the performance targets or the comparison parameters shall be ruled out.

The remuneration of the Management Board members of the Company's General Partner includes no contractually set variable components, because the corporate culture of the group as a whole does not advocate any form of variable remuneration. The approach of the Company and its business group towards staff remuneration sees no added value in including any variable components. In the opinion of the Company, fixed salaries are enough to guarantee sustainable growth for the Company and that no additional incentives are required. In rare individual cases, the Supervisory Board may at its discretion award an unannounced special remuneration in order to reward specific instances of outstanding performance.

#### *5.3.2*

The GCGC recommends that the Supervisory Board shall set up an audit committee, which – insofar as no other committee is responsible therefore – shall be entrusted with monitoring the accounting process, the effectiveness of the internal control mechanisms, the risk management system, the internal audit system and the external auditing of the annual financial statements – in particular the independence of and the additional services provided by the external auditor, the awarding of the contract to the external auditor, the determination of the main focus of the audit and concluding the fee agreement as well as overseeing compliance issues.

There is no audit committee within the Company's Supervisory Board, because the Company is of the opinion that the relatively small Supervisory Board, which has only six members, and the limited scope of the business activities of the Company and the group as a whole, generally make the formation of committees, particularly an audit committee, superfluous. This opinion is reinforced by the fact that all of the Supervisory Board members are sufficiently qualified to perform the duties of an audit committee, that they meet on a regular basis and that they devote sufficient time. Moreover, the Company's Supervisory Board deems it important that all of its members are familiar with the areas of responsibility that normally fall within the remit of an audit committee.

#### *5.3.3*

The GCGC recommends that the Supervisory Board shall set up a nominations committee, which comprises solely of shareholders' representatives and whose purpose it is to nominate to the Supervisory Board suitable candidates to be elected to the Supervisory Board by the General Meeting.

There is no nominations committee within the Company's Supervisory Board, because the Company is of the opinion that the relatively small Supervisory Board, which has only six members, and the limited scope of the business activities of the Company and the group as a whole, make the formation of committees superfluous. The relatively small size of the Supervisory Board, which is in any case made up solely of shareholder representatives, and the shareholder structure of the Company do not warrant setting up a dedicated committee to propose shareholder representatives. Moreover, the Company's Supervisory Board deems it important that all of its members are familiar with the areas of responsibility that normally fall within the remit of a nominations committee.

#### *5.4.1 (2) sentence 1*

The GCGC recommends that the Supervisory Board shall set concrete targets with regard to its composition which, considering the Company's specific business situation, shall take into account its international activities, potential conflicts of interest, the number of independent Supervisory Board members as per item 5.4.2 of the GCGC, setting fixed limits on age and length of service for Supervisory Board members as well as ensuring its diversity.

Although the Company's Supervisory Board regularly sets concrete targets for its composition in compliance with the criteria stipulated under item 5.4.1 (2) sentence 1 of the GCGC, there is no fixed limit on length of service for its members. The Supervisory Board takes the view that any decision on an individual member remaining in office shall be taken on a case by case basis. Setting a fixed limit would constitute an unreasonable restriction, as the Company fundamentally relies on the expertise of its experienced Supervisory Board members.

#### *5.4.6 (1)*

The GCGC recommends that the positions of chair and deputy chair of the Supervisory Board, as well as serving as chair or a member of a committee, shall be taken into account when determining the remuneration for Supervisory Board members.

The Supervisory Board members receive a uniform remuneration of EUR 10,000 per annum. Although the Supervisory Board does have a chair, this person receives no additional remuneration; moreover, there are no committees within the Supervisory Board. The Management Board and the Supervisory Board are therefore of the opinion that the current level of remuneration for the Supervisory Board members is adequate and that any additional remuneration is unnecessary.

Frankfurt am Main, 18 March 2020

Management Board of  
ProCredit General Partner AG

Supervisory Board of  
ProCredit Holding AG & Co. KGaA



## PROCREDIT HOLDING AG & CO. KGaA SUPERVISORY BOARD REPORT 2019

Dear Shareholders,

In the following, I would like to inform you about the work undertaken by the Supervisory Board ("**Supervisory Board**") of ProCredit Holding AG & Co. KGaA ("**ProCredit Holding**" or "**Company**") in the 2019 financial year.

In the 2019 financial year, the Supervisory Board performed its tasks as defined by the law, the Company's Articles of Association and the Supervisory Board's Internal Rules of Procedure, in particular:

- It continually advised and supervised the activities of ProCredit General Partner AG (*Komplementär*) ("**General Partner**") and its management board ("**Management Board**").
- It approved decisions for which its consent was required following careful review and consultation.
- It examined whether the annual financial statements of ProCredit Holding and the ProCredit group, as well as the other financial reports, were in compliance with the applicable requirements.

### Working relationship between the Supervisory Board and the General Partner

In the 2019 financial year, the Supervisory Board again regularly advised the General Partner on the management of ProCredit Holding and continuously supervised its conduct of business. The Supervisory Board concluded that the management of the Company was lawful, proper and appropriate.

The meetings of the Supervisory Board featured open and intensive exchanges of information and opinions. The General Partner fulfilled its duty to inform the Supervisory Board and provided regular written and oral reports with prompt and comprehensive information on all issues of relevance to ProCredit Holding and the whole ProCredit group.

The Supervisory Board was also kept fully informed about specific topics between its regular meetings. In addition, as the Chairman of the Supervisory Board, I am kept regularly informed by the General Partner as and when needed about important developments and discussions that have taken place. At the following Supervisory Board meeting, I then report on important findings to the other Supervisory Board members.

The Supervisory Board was aware of all decisions of major significance.

Where required by the law or the Articles of Association, the Supervisory Board provided its approval for individual decisions, based on prior critical assessment.

### Supervisory Board meetings during 2019

The Supervisory Board of the Company held four routine in-person meetings, one written vote and two telephone votes in the financial year 2019.

The Supervisory Board's meetings with physical attendance were attended by all of its members on two occasions, while Mr Krämer and Ms Loner each could not attend one of them. The telephone conferences were attended by all Supervisory Board members on all occasions, and all members participated in the written vote. The members of the Management Board took part in the Supervisory Board meetings, unless otherwise determined by the Chairman of the Supervisory Board.

At each meeting and on the basis of the quarterly Management Board reports, group-wide risk reports and the reports of the internal audit department, the Supervisory Board received timely and detailed reports from the

General Partner on the current business and financial performance of the ProCredit group, including analysis in relation to planning, as well as analysis of the group risk position and risk management, internal audit findings and significant personnel and organisational issues. Particular attention was always given to indicators and initiatives which relate to credit risk, human resources and IT management. Furthermore, the Supervisory Board has always given due consideration to the impact and ethical aspects of our operations, and not just the financial results. It was also regularly updated on the results of the implementation of the direct banking concept for our target private customers and the development of the green loan portfolio during the whole year.

As a rule, the Supervisory Board meets subsequent to the meetings of the supervisory board of the General Partner. As the members of both supervisory boards are identical, the members of the Supervisory Board are informed of the discussions and resolutions of the supervisory board of the General Partner. Therefore, if separate decisions by the Supervisory Board are not required, its members approve the discussions and decisions of the agenda of the foregoing supervisory board meeting of the General Partner.

In its first meeting with physical attendance on 22 February 2019, the Supervisory Board reviewed the discussions and decisions of the General Partner's supervisory board meeting held on 22 February 2019 and provided its unanimous acknowledgement. The supervisory board of the General Partner had addressed, in addition to the regular items on the agenda, the group business strategy (which also includes the business plan and capital plan for the next 5 years), the group risk strategy and the group IT strategy for 2019, all of which form the foundation for further expansion of the ProCredit banks' positioning as "Hausbanks" for SMEs and as direct banks offering banking and deposit services to private individuals via electronic channels. Moreover, the General Partner's supervisory board had discussed the preliminary audit report (Partial Audit Report 1) issued by PricewaterhouseCoopers GmbH Wirtschaftsprüfungsgesellschaft for the ProCredit group as well as the 2018 annual internal audit reports for the group and for ProCredit Holding and the 2018 group compliance report. Finally, the Supervisory Board unanimously resolved to mandate the General Partner to organise the selection procedure for the Company's statutory auditor for the financial year 2019 in line with Regulation (EU) No 537/2014.

In its first telephone conference on 22 March 2019, the Supervisory Board unanimously acknowledged the resolution proposals brought forward by the General Partner's supervisory board meeting held on 22 March 2019. In addition to the presentation of the main results of the statutory audit by the responsible auditors from PricewaterhouseCoopers, the supervisory board of the General Partner had discussed at length the annual financial statements of ProCredit Holding, the consolidated financial statements for the ProCredit group and the combined management report, each for the financial year 2018, as well as the proposal of the Management Board concerning the appropriation of profits of ProCredit Holding from the financial year 2018. The Supervisory Board unanimously approved the Annual Financial Statements of ProCredit Holding and the Consolidated Annual Financial Statements for the ProCredit group as well as the Combined Management Report for the financial year 2018. Furthermore, the Supervisory Board resolved, in each case unanimously after discussion, the following decisions: (1) to approve the Compliance Statement (*Entsprechenserklärung*) regarding the German Corporate Governance Code pursuant to sec. 161 AktG; (2) to approve the proposal of the General Partner concerning the appropriation of profits from the financial year 2018; and (3) to approve the report of the Supervisory Board which is to be submitted pursuant to sec. 171 AktG.

Furthermore, the Supervisory Board unanimously resolved to propose the following to the Shareholders' Meeting: (1) to adopt (*feststellen*) the Company's Annual Financial Statements and the Combined Management Report for the Company and the ProCredit group for the financial year 2018; (2) to pay out a dividend of EUR 0.30 per non-par value share from the Company's profits (*Bilanzgewinn*) from the financial year 2018 in accordance with



the dividend policy of the group and to carry forward the remaining profits (*Bilanzgewinn*) from the financial year 2018 to new account; (3) to formally ratify the acts of the General Partner for the financial year 2018; (4) to formally ratify the acts of the members of the Supervisory Board for financial year 2018; and (5) to appoint KPMG AG Wirtschaftsprüfungsgesellschaft, Berlin, as the statutory auditor of the Company and the ProCredit group for the financial year 2019 as well as for a possible review of the condensed financial statements and the interim management report for the ProCredit group for the first half year 2019.

In its second **meeting with physical attendance on 10 May 2019**, the Supervisory Board reviewed the discussions and decisions of the General Partner's supervisory board meeting held on 10 May 2019 and provided its unanimous acknowledgement. The supervisory board of the General Partner had addressed, in addition to the regular items on the agenda, the detailed report from the Management Board. Among others, the Management Board had presented the financial results for the first quarter of 2019 noting the steady development of the loan portfolio in the core customer segments, the progress made in the rollout of the latest mobile applications, and the digital onboarding pilot projects in several of the ProCredit banks. Further, the supervisory board of the General Partner had been updated on the developments in connection with the placement of a green bond over a total amount of USD 90 million in May and September 2019. Finally, the Supervisory Board unanimously elected Mr Florian Stahl as the chairperson (*Versammlungsleiter*) of the Company's Ordinary Shareholders' Meeting 2019.

In its third **meeting with physical attendance on 5 July 2019**, the Supervisory Board reviewed the discussions and decisions of the General Partner's supervisory board meeting held on 5 July 2019 and provided its unanimous acknowledgement. In addition to the routine agenda points and updates on business developments for the first half of the year, the supervisory board of the General Partner had been informed about the steady growth of the loan portfolio in all ProCredit banks and the positive developments of the deposit volumes from private clients compared to the preceding year. The Management Board had further reported on the Apple Pay projects of the ProCredit group, which pave the way for several ProCredit banks to become the first providers of this service in their respective countries. Regarding credit risks, the General Partner's supervisory board had been notified on the continued strong quality of the group's loan portfolio and the further improvement of the key asset quality indicators. Finally, the supervisory board of the General Partner had been briefed on plans to hold an Extraordinary Shareholders' Meeting in 2019 in order to, inter alia, obtain the authorisation for ProCredit Holding to buy own shares in order to set up an employee programme and to change its Articles of Association to introduce the ProCredit Academy as a possible venue for Shareholders' Meetings, as well as to approve necessary amendments of several profit and loss transfer agreements between ProCredit Holding and certain banks.

In a second **telephone conference on 12 August 2019**, the Supervisory Board reviewed the discussions and decisions of the General Partner's supervisory board meeting held on 12 August 2019 and provided its unanimous agreement. This conference was focused on the review of the group's financial results for the second quarter of 2019 and the respective interim report. The statutory auditors from KPMG AG Wirtschaftsprüfungsgesellschaft, Berlin, had reported on their half-year review.

By means of a **written vote on 4 October 2019** the Supervisory Board acknowledged the resolution proposals brought forward by the General Partner's supervisory board in its meeting held on 4 October 2019 and unanimously approved them. With a view to the planned Extraordinary Shareholders' Meeting in November, the Supervisory Board unanimously resolved to propose to the Company's Shareholders' Meeting the following: (1) to authorise the Company to acquire own shares and to use these shares, inter alia, in connection with an employee programme, thus excluding subscription rights; (2) to approve the amendment of the Control and

Profit and Loss Transfer Agreement between the Company and Quipu GmbH; (3) to approve the amendment of the Control and Profit and Loss Transfer Agreement between the Company and ProCredit Academy GmbH; (4) to approve the amendment of the Profit and Loss Transfer Agreement between the Company and ProCredit Bank AG; and (5) to amend Article 18 (1) of the Company's Articles of Association to include the premises of ProCredit Academy GmbH in Fürth/Odenwald as an additional venue for the Shareholders' Meetings. Finally, the Supervisory Board unanimously approved the signing of a service agreement between the Company and Mr Borislav Kostadinov until the end of 2019.

In the final meeting with physical attendance on 11 November 2019, the Supervisory Board reviewed the discussions and decisions of the General Partner's supervisory board meeting held on 11 November 2019; these had included the review of the Management Report and the group financial results for the third quarter 2019 as well as the corresponding interim report, the internal audit report for the third quarter of 2019, a discussion of the preliminary business planning for the ProCredit group for the years 2020 and onwards, as well as an update of the risk profile of the ProCredit group as of the end of the third quarter. The Supervisory Board was also briefed on the group's remuneration structure.

As another topic the rationale and mechanisms of the envisaged share buy-back and employee programme had been explained in detail by the Management.

Moreover, the General Partner's supervisory board had reported on its annual efficiency assessment. The Supervisory Board confirmed its members to be well-informed and able to fulfil their supervisory functions in light of their experience and on the basis of regular contact and meetings with the members of the Management Board members of the General Partner and other managers and colleagues across the group. The participation of the members of the General Partner's supervisory board in the quarterly board meetings of the ProCredit banks and also the quarterly Group Risk Reports were highlighted as being particularly important. Further, the composition and skills of the Management Board had also been confirmed to be adequate, the responsibilities of Mr Kostadinov having been taken over by Ms Massiani and Dr Schor since mid-September 2019. The General Partner's supervisory board had also confirmed that it is envisaged to appoint Dr Gian Marco Felice, a long-time senior manager within the ProCredit group, to the Management Board as soon as all formal procedures with BaFin have been completed. Finally, the Supervisory Board unanimously elected Mr Florian Stahl, who had chaired the Ordinary Shareholders' Meeting in the previous two years, as the chairperson (*Versammlungsleiter*) for the Company's Extraordinary Shareholders' Meeting to be held on 15 November 2019.

### Committee Work

No committees were formed within the Supervisory Board in the financial year 2019. The relatively small size of the Supervisory Board and the fact that all Supervisory Board members are sufficiently qualified and devote sufficient time to their duties renders the formation of such committees superfluous.

### Audit of ProCredit Holding AG & Co. KGaA

The annual financial statements for ProCredit Holding, the consolidated annual financial statements and the combined management report for ProCredit Holding and the ProCredit group for financial year 2019 were audited by the statutory auditor KPMG AG Wirtschaftsprüfungsgesellschaft, Berlin, Germany. The external auditors granted an unqualified audit opinion in each case.

The Supervisory Board also carefully examined the annual financial statements of ProCredit Holding and the consolidated annual financial statements of the ProCredit group as well as the combined management report and

the non-financial report for financial year 2019. The external auditors participated via phone in the Supervisory Board meeting at which the annual financial statements for ProCredit Holding and the consolidated annual financial statements of the ProCredit group as well as the combined management report and the non-financial report for financial year 2019 were discussed. In accordance with applicable law, the non-financial report was not subject to the statutory audit.

The Supervisory Board acknowledged the findings of the auditor's reports and stated that no objections would be submitted. The Supervisory Board unanimously approved the annual financial statements for ProCredit Holding and the consolidated annual financial statements of the ProCredit group for financial year 2019 and recommended that the Shareholders' Meeting adopt (feststellen) the annual financial statements for ProCredit Holding.

The Supervisory Board also examined the proposal of the General Partner concerning the appropriation of profits from the financial year 2019. It assented to the proposal of the General Partner and recommends the proposal to distribute a dividend of EUR 0.30 per share to shareholders out of the profits for the financial year 2019 of EUR 96,508,787.06. This corresponds to total dividend payments of EUR 17,669,547.60 on the subscribed capital of EUR 294,492,460 entitled to receive dividends (58,898,492 shares) and to carry the remaining profit of EUR 78,839,239.46 from the financial year 2019 forward to new account in accordance with sec. 278 (3) and 58 (3) AktG (German Stock Corporation Act).

#### **Changes to the members of the Supervisory Board and the Management Board of the General Partner**

There were no changes to the members of the Supervisory Board of the Company in financial year 2019. The Supervisory Board acknowledged the decision of the supervisory board of the General Partner to extend the mandate of Dr Gabriel Schor as member of the Management Board of the General Partner until 31 December 2021.

Further, the Supervisory Board acknowledged the decisions of the supervisory board of the General Partner regarding the extensions of the mandate of Mr Borislav Kostadinov as member of the Management Board of the General Partner and approved the signing of the termination agreement between the Company and Mr Borislav Kostadinov with effect from 15 September 2019.

Frankfurt am Main, 24 March 2020

Dr Claus-Peter Zeitinger  
Chairman of the Supervisory Board of  
ProCredit Holding AG & Co. KGaA



# Consolidated Financial Statements of the ProCredit Group





## Consolidated Statement of Profit or Loss

in '000 EUR	Note	1.1.–31.12.2019	1.1.–31.12.2018
Interest income (effective interest method)		304,954	273,380
Interest expenses		110,421	87,145
<b>Net interest income</b>	(6)	<b>194,533</b>	<b>186,235</b>
Loss allowances	(7)	-3,327	-4,714
<b>Net interest income after allowances</b>		<b>197,860</b>	<b>190,949</b>
Fee and commission income		69,971	67,762
Fee and commission expenses		17,998	15,590
<b>Net fee and commission income</b>	(8)	<b>51,972</b>	<b>52,172</b>
Result from foreign exchange transactions	(9)	16,890	9,315
Result from derivative financial instruments		-389	-45
Result on derecognition of financial assets measured at amortised cost		452	-70
Net other operating income	(10)	-14,182	-6,928
<b>Operating income</b>		<b>252,603</b>	<b>245,394</b>
Personnel expenses	(11)	80,188	78,165
Administrative expenses	(12)	95,549	89,701
<b>Operating expenses</b>		<b>175,737</b>	<b>167,866</b>
<b>Profit before tax</b>		<b>76,866</b>	<b>77,528</b>
Income tax expenses	(23)	15,344	15,907
<b>Profit of the period from continuing operations</b>		<b>61,522</b>	<b>61,621</b>
Profit of the period from discontinued operations	(37)	-7,217	-7,142
<b>Profit of the period</b>		<b>54,305</b>	<b>54,479</b>
Profit attributable to ProCredit shareholders		52,605	52,785
<i>from continuing operations</i>		59,726	59,806
<i>from discontinued operations</i>		-7,121	-7,020
Profit attributable to non-controlling interests		1,700	1,693
<i>from continuing operations</i>		1,796	1,815
<i>from discontinued operations</i>		-96	-122

## Consolidated Statement of Other Comprehensive Income

in '000 EUR	Note	1.1.-31.12.2019	1.1.-31.12.2018
<b>Profit of the period</b>		<b>54,305</b>	<b>54,479</b>
<b>Items that are or may be reclassified to profit or loss</b>			
Change in revaluation reserve	(18)	263	-1,610
<i>Reclassified to profit or loss</i>		0	0
<i>Change in value not recognised in profit or loss</i>		694	321
<i>Change in loss allowance (recognised in profit or loss)</i>		-431	-1,932
Change in deferred tax on revaluation reserve	(18)	-59	-41
Change in translation reserve	(5)	21,376	10,788
<i>Reclassified to profit or loss</i>		5,205	0
<i>Change in value not recognised in profit or loss</i>		16,171	10,788
<b>Other comprehensive income of the period, net of tax</b>		<b>21,580</b>	<b>9,137</b>
<b>Total comprehensive income of the period</b>		<b>75,885</b>	<b>63,616</b>
Profit attributable to ProCredit shareholders		72,388	59,933
<i>from continuing operations</i>		79,509	67,374
<i>from discontinued operations</i>		-7,121	-7,442
Profit attributable to non-controlling interests		3,497	3,683
<i>from continuing operations</i>		3,593	3,763
<i>from discontinued operations</i>		-96	-80
Earnings per share* in EUR	(14)	0.89	0.90
<i>from continuing operations</i>		1.01	1.02
<i>from discontinued operations</i>		-0.12	-0.12

\* Basic earnings per share were identical to diluted earnings per share.

## Consolidated Statement of Financial Position

in '000 EUR	Note	31.12.2019	31.12.2018
<b>Assets</b>			
Cash	(4,15)	142,982	157,945
Central bank balances	(4,7,15)	938,741	805,769
Loans and advances to banks	(4,7,16)	320,737	211,592
Derivative financial assets	(4,17)	306	1,307
Investment securities	(4,7,18)	378,281	297,308
Loans and advances to customers	(4,7,19)	4,690,961	4,267,829
Property, plant and equipment*	(20)	138,407	130,153
Intangible assets	(22)	20,345	22,191
Current tax assets	(23)	5,314	4,344
Deferred tax assets	(23)	739	1,405
Other assets*	(4,7,24)	60,747	65,195
Assets held for sale	(37)	0	1,145
<b>Total assets</b>		<b>6,697,560</b>	<b>5,966,184</b>
<b>Liabilities</b>			
Liabilities to banks	(4,26)	226,819	200,813
Derivative financial liabilities	(4,17)	1,742	998
Liabilities to customers	(4,27)	4,333,436	3,825,938
Liabilities to international financial institutions	(4,28)	852,452	813,369
Debt securities	(4,29)	343,727	206,212
Other liabilities	(30)	33,361	18,448
Provisions	(31)	12,060	10,534
Current tax liabilities	(23)	2,022	2,483
Deferred tax liabilities	(23)	1,251	282
Subordinated debt	(4,32)	87,198	143,140
Liabilities related to assets held for sale	(37)	0	331
<b>Total liabilities</b>		<b>5,894,068</b>	<b>5,222,549</b>
<b>Equity</b>			
Subscribed capital and capital reserve	(34)	441,277	441,277
Retained earnings		405,199	368,303
Translation reserve		-55,821	-75,392
Revaluation reserve		1,896	1,684
<b>Equity attributable to ProCredit shareholders</b>		<b>792,551</b>	<b>735,872</b>
Non-controlling interests		10,941	7,762
<b>Total equity</b>		<b>803,492</b>	<b>743,634</b>
<b>Total equity and liabilities</b>		<b>6,697,560</b>	<b>5,966,184</b>

\* Investment property EUR 5.9m (12.2018: EUR 5.7m) is presented under "Other assets".

## Consolidated Statement of Changes in Equity

in '000 EUR	Subscribed capital and capital reserve	Retained earnings	Translation reserve	Revaluation reserve	Equity attributable to ProCredit shareholders	Non-controlling interests	Total equity
<b>Balance as of 1 January 2019</b>	<b>441,277</b>	<b>368,303</b>	<b>-75,392</b>	<b>1,684</b>	<b>735,872</b>	<b>7,762</b>	<b>743,634</b>
Change in translation reserve			19,571		19,571	1,805	21,376
Change in revaluation reserve				212	212	-8	204
Other comprehensive income of the period, net of tax			19,571	212	19,783	1,797	21,580
Profit of the period		52,510			52,510	1,796	54,305
Total comprehensive income of the period		52,510	19,571	212	72,292	3,593	75,885
Distributed dividends		-17,670			-17,670		-17,670
Change of ownership interests		2,056			2,056	-413	1,643
<b>Balance as of 31 December 2019</b>	<b>441,277</b>	<b>405,199</b>	<b>-55,821</b>	<b>1,896</b>	<b>792,551</b>	<b>10,941</b>	<b>803,492</b>

in '000 EUR	Subscribed capital and capital reserve	Retained earnings	Translation reserve	Revaluation reserve	Equity attributable to ProCredit shareholders	Non-controlling interests	Total equity
<b>Balance as of 1 January 2018</b>	<b>382,973</b>	<b>351,289</b>	<b>-84,007</b>	<b>934</b>	<b>651,189</b>	<b>7,343</b>	<b>658,532</b>
Change on initial application of IFRS 9		-20,458		2,218	-18,241	-452	-18,693
<b>Restated balance at 1 January 2018</b>	<b>382,973</b>	<b>330,830</b>	<b>-84,007</b>	<b>3,151</b>	<b>632,948</b>	<b>6,891</b>	<b>639,839</b>
Change in translation reserve			8,615		8,615	2,174	10,788
Change in revaluation reserve				-1,467	-1,467	-184	-1,651
Other comprehensive income of the period, net of tax			8,615	-1,467	7,147	1,990	9,137
Profit of the period		52,785			52,785	1,693	54,479
Total comprehensive income of the period		52,785	8,615	-1,467	59,933	3,683	63,616
Distributed dividends		-15,903			-15,903		-15,903
Capital increase	58,303				58,303		58,303
Change of ownership interests		590			590	-2,811	-2,221
<b>Balance as of 31 December 2018</b>	<b>441,277</b>	<b>368,303</b>	<b>-75,392</b>	<b>1,684</b>	<b>735,872</b>	<b>7,762</b>	<b>743,634</b>

## Consolidated Statement of Cash Flows

in '000 EUR	Note	1.1.-31.12.2019	1.1.-31.12.2018
Profit of the period		54,305	54,479
Income tax expenses (continuing operations)		15,344	15,907
Income tax expenses (discontinued operations)		0	1,650
<b>Profit before tax (including discontinued operations)</b>		<b>69,649</b>	<b>72,037</b>
Non-cash items included in the profit of the period and transition to the cash flow from operating activities:			
Depreciation, impairment and appreciation of loans and advances, property, plant and equipment and financial investments		23,929	16,634
Increase / decrease of provisions		5,687	945
Gains / losses from disposal of fixed assets		1,352	621
Other non-cash expenses and income		-199,177	-192,095
Cash flow from discontinued operations		2,472	7,532
Subtotal		-96,088	-94,327
Net change in assets and liabilities from operating activities:			
Loans and advances to banks		-78,033	-70,369
Loans and advances to customers		-460,849	-520,544
Other assets from operating activities		-11,471	152,414
Liabilities to banks and to international financial institutions		75,409	111,568
Liabilities to customers		536,361	257,580
Debt securities		137,515	23,067
Other liabilities from operating activities		-3,513	-4,791
Interest received		302,142	289,068
Interest paid		-96,720	-94,309
Income tax paid		-15,120	-13,701
Cash flow from discontinued operations		701	-8,334
<b>Cash flow from operating activities</b>		<b>290,335</b>	<b>27,324</b>
Proceeds from disposal of fixed assets		8,375	8,092
Payments for purchase of fixed assets		-20,185	-25,035
Proceeds from sale of subsidiaries		1,651	-4
Cash flow from discontinued operations		-53	3
<b>Cash flow from investing activities</b>		<b>-10,211</b>	<b>-16,945</b>
Dividends paid		-17,670	-15,903
Proceeds from capital increases		0	62,578
Acquisition of shares from NCI's		-277	-8,161
Proceeds/ payments from subordinated loans		-63,212	2,452
Cash flow from discontinued operations		0	0
<b>Cash flow from financing activities</b>		<b>-81,158</b>	<b>40,967</b>
<b>Cash and cash equivalents at end of previous year</b>		<b>1,011,586</b>	<b>951,722</b>
Cash flow from operating activities		290,335	27,324
<i>of which discontinued operations</i>		701	-8,334
Cash flow from investing activities		-10,211	-16,945
<i>of which discontinued operations</i>		-53	3
Cash flow from financing activities		-81,158	40,967
<i>of which discontinued operations</i>		0	0
Effects of exchange rate changes		18,526	8,518
<b>Cash and cash equivalents at end of period</b>	(15)	<b>1,229,077</b>	<b>1,011,586</b>



## Notes to the Consolidated Financial Statements

**A. Significant accounting principles**

(1) Basis of accounting .....	104
(2) Principles of consolidation.....	104
(3) Accounting developments .....	104
(4) Financial instruments .....	105
(5) Foreign currency translation .....	106

**B. Result for the financial year**

(6) Net interest income.....	108
(7) Loss allowances.....	108
(8) Net fee and commission income.....	109
(9) Result from foreign exchange transactions .....	110
(10) Net other operating income.....	110
(11) Personnel expenses.....	110
(12) Administrative expenses .....	111
(13) Segment reporting.....	112
(14) Earnings per share .....	114

**C. Notes to the Statement of Financial Position**

(15) Cash and central bank balances.....	115
(16) Loans and advances to banks.....	115
(17) Derivative financial assets and liabilities .....	116
(18) Investment securities.....	116
(19) Loans and advances to customers.....	117
(20) Property, plant and equipment.....	119
(21) Leasing.....	120
(22) Intangible assets.....	121
(23) Income taxes.....	122
(24) Other assets.....	124
(25) Pledged and transferred assets.....	125
(26) Liabilities to banks.....	126
(27) Liabilities to customers.....	126
(28) Liabilities to international financial institutions .....	126
(29) Debt securities .....	127
(30) Other liabilities .....	127
(31) Provisions.....	127
(32) Subordinated debt.....	128
(33) Fair value of financial instruments .....	129
(34) Equity.....	130

**D. Additional Notes**

(35) Regulatory own funds.....	132
(36) Contingent liabilities and commitments.....	133
(37) Subsidiaries.....	134
(38) Related-party transactions.....	136
(39) Number of employees.....	137
(40) Events after the reporting period.....	137
 Responsibility of the legal representatives.....	 137

## Notes to the Consolidated Financial Statements

### A. Significant accounting principles

#### (1) Basis of accounting

The ProCredit group ("the group") comprises development-oriented commercial banks which operate in South Eastern and Eastern Europe, South America and Germany. The group offers the full range of banking services in terms of financing, account operations, payments and deposit business. The parent company of the group is ProCredit Holding AG & Co. KGaA ("ProCredit Holding"), domiciled at Rohmerplatz 33-37, 60486 Frankfurt am Main, Germany (Commercial Register Frankfurt, Section B No. 91858). The group prepares its consolidated financial statements in accordance with International Financial Reporting Standards ("IFRS") as issued by the International Accounting Standards Board and endorsed by the European Union.

The consolidated financial statements as of 31 December 2019 comprise the Consolidated Statement of Profit or Loss, the Consolidated Statement of Other Comprehensive Income, the Consolidated Statement of Financial Position, the Consolidated Statement of Changes in Equity, the Consolidated Statement of Cash Flows and the Notes to the consolidated financial statements. Disclosures pursuant to IFRS 7 with regard to the nature and extent of risks arising from financial instruments are presented in the risk report as part of the Combined Management Report.

The consolidated financial statements are presented in euros, which is also the group's functional currency. The significant accounting policies have been consistently applied to all financial years presented, unless otherwise stated. The financial year of the ProCredit group is the calendar year. For computational reasons, the figures in the tables may exhibit rounding differences of  $\pm$  one unit (EUR, %, etc.). Reporting and valuation are made on a going concern assumption.

The group's financial reporting and its financial result are influenced by assumptions, estimates, and management judgements which necessarily have to be made in the course of preparation of the consolidated financial statements. All estimates and assumptions required are best estimates undertaken in accordance with the applicable standard. Estimates and judgements are evaluated on a continuous basis, and are based on past experience and other factors, including expectations with regard to future events and are considered appropriate under the given circumstances.

#### (2) Principles of consolidation

ProCredit Holding prepares the consolidated financial statements for the largest scope of entities. The consolidated financial statements comprise the financial statements of ProCredit Holding together with its subsidiaries. Subsidiaries are all companies which are controlled by the group. For the ProCredit group, control over a subsidiary is achieved when ProCredit Holding is exposed, or has rights, to variable returns from its involvement with the subsidiary and has the ability to affect those returns through its power over the subsidiary. Subsidiaries are fully consolidated from the date on which control is transferred to the group and are no longer consolidated from the date on which control ceases. An overview of the subsidiaries is given in note (37). The group has no interest in joint ventures or associates. Group-internal transactions, balances and interim profits are eliminated in full.

#### (3) Accounting developments

*(a) Standards, amendments and interpretations that are already effective*

- IFRS 16 "Leases" replaces IAS 17 together with the corresponding interpretations and has an impact on the recognition, measurement and presentation of existing contracts as lessee. Existing leases are now reported as "right-of-use" assets under "Property, Plant and Equipment" and leasing liabilities will be reported under "Other liabilities" in the balance sheet. The impact of the first time application is presented under note (21). The group applies IFRS 16 retrospectively using the modified retrospective approach. At the time of initial application, there were no effects on the opening balance of retained earnings. Accordingly, no adjustment was made to the comparative information for 2018. The group applies the definition of a lease under IFRS 16 for all agreements at the date of initial application. The group has, as lessee, no leases that were previously classified as finance leases. Leases with a term ending less than 12 months after the date of initial application are treated as short-term leases and are not recognised in the balance sheet. Likewise, no assets of low value are recognised. For contracts with extension and termination options, the term of the lease was determined retrospectively. IFRS 16 is applicable for annual periods beginning on or after 1 January 2019.
- Amendments to IFRS 9 "Prepayment Features with Negative Compensation" have a minor impact on the consolidated financial statements. The amendments are effective for annual periods beginning on or after 1 January 2019.
- Annual Improvements to IFRS (2015-2017) have a minor impact on the consolidated financial statements. These are effective for annual periods beginning on or after 1 January 2019.

The following standards, amendments or interpretations were issued by the IASB and endorsed by the EU and had no impact on the consolidated financial statements: IFRIC 23 "Uncertainty over Income Tax Treatments", amendments to IAS 19 "Plan Amendments, Curtailment or Settlement", and amendments to IAS 28 "Long-term Interests in Associates and Joint Ventures".

*(b) Standards, amendments and interpretations issued but not yet effective*

- Amendments to the references to the framework in IFRS will have a minor impact on the consolidated financial statements. The amendments are effective for annual periods beginning on or after 1 January 2020.
- Amendments to IAS 1 and IAS 8: "Definition of Material" will have a minor impact on the consolidated financial statements. The amendments are effective for annual periods beginning on or after 1 January 2020.
- Amendments to IFRS 9, IAS 39 and IFRS 7: "Interest Rate Benchmark Reform" will have a minor impact on the consolidated financial statements. The amendments are effective for annual periods beginning on or after 1 January 2020.
- Amendments to IFRS 3 "Business Combinations" will not have an impact on the consolidated financial statements. The amendments are effective for annual periods beginning on or after 1 January 2020.
- IFRS 17 "Insurance Contracts" will not have an impact on the consolidated financial statements. The standard is effective for annual periods beginning on or after 1 January 2021.

There was no early adoption of any standards, amendments and interpretations not yet effective.

**(4) Financial instruments**

The ProCredit group classifies its financial assets according to their underlying business model. Differentiation is made between the following business models:

- "hold to collect": The financial assets are held with the aim of collecting the contractual cash flows.
- "hold to collect and sell": The financial assets are held with the aim of both collecting the contractual cash flows and selling the financial assets.
- "other": This business model is used for financial assets that are neither allocated to the "hold to collect" business model nor to the "hold to collect and sell" business model.

Our business models for financial assets are assessed on the basis of groups of financial assets (portfolios). The allocation to a business model is based on the actual circumstances at the time of the assessment. This is a discretionary decision by the management. The following criteria, among others, are taken into account:

- the business and risk strategy of the ProCredit group,
- the way in which the development of the business model is evaluated and reported to the Management and the Supervisory Board of the ProCredit group,
- if there were sales in previous periods, the frequency, volume, timing and reasons for those sales as well as expectations regarding future sales activities.

As a result, the balance sheet items allocated to the "hold to collect" business model are: "Central bank balances", "Loans and advances to banks", "Loans and advances to customers" and "Other assets". "Investment securities" are allocated to the "hold to collect and sell" business model. Furthermore, a small amount of shares is allocated to the "hold to collect and sell" business model, which are included in the balance sheet under "Other assets". "Cash" and "Derivative financial assets" are allocated to the "other" business model.

Subsequent recognition of financial liabilities is generally performed at amortised cost. Only derivative financial liabilities are recognised at fair value.

*(a) Financial assets and financial liabilities at fair value through profit or loss*

Financial assets allocated to the "other" business model are recognised at fair value through profit or loss. This includes "Cash" and "Derivative financial assets". "Derivative financial liabilities" are recognised as financial liabilities at fair value through profit or loss.

The group does not apply hedge accounting. Derivatives with a positive fair value at the balance sheet date are carried as financial assets and reported under "Derivative financial assets". Derivatives with a negative fair value are carried as financial liabilities and are reported under "Derivative financial liabilities".

Derivative financial instruments are initially recognised at fair value, and transaction costs are expensed in the Consolidated Statement of Profit or Loss. Purchases and sales of derivative financial instruments are recognised on the trade date – the date on which the group commits to purchase or sell the instrument. Subsequently, the financial instruments are carried at fair value. Gains and losses arising from changes in their fair value are immediately recognised in the Consolidated Statement of Profit or Loss of the period.

Derivative financial assets are derecognised when the rights to receive cash flows from the financial assets have expired or where the group has transferred legal rights and substantially all risks and rewards of ownership. Derivative financial liabilities are derecognised when they are extinguished – that is, when the obligation is settled, cancelled or expired.

*(b) Financial assets at amortised costs*

A financial asset is classified "at amortised cost" when the financial asset is assigned to the "hold to collect" business model with the objective to solely collect contractual cash flows through interest and principal payments (SPPI conform). The review of the SPPI criterion is a discretionary decision of the Management. The financial assets arise when the group provides capital directly to a contracting party with no intention of trading the receivable.

These financial assets are initially recognised at fair value plus transaction costs; subsequently they are measured at amortised cost using the effective interest method. Expected credit losses (ECL) are generally recognised using a three-stage model (see note (7)). If the amount of the impairment loss decreases, the impairment allowance is reduced accordingly, and the amount of the reduction is recognised in the Consolidated Statement of Profit or Loss. The upper limit on the reduction of the impairment is equal to the amortised costs which would have been incurred as of the valuation date if there had not been any impairment. These financial assets are derecognised when the rights to receive cash flows from the financial assets have expired or we have transferred substantially all risks and rewards of ownership. In addition, when loans and receivables are restructured with substantially different terms and conditions, the original financial asset is derecognised and replaced with the new financial asset.

*(c) Financial assets at fair value with changes in fair value recognised in Other Comprehensive Income*

A financial asset is classified and recognised as "Fair Value through Other Comprehensive Income" ("FVOCI financial instrument"), if the financial asset is allocated to a "hold to collect and sell" business model.

In general, "Investment securities" are allocated to this business model. The cash flow criterion is checked individually. All investment securities of the ProCredit group generally fulfil the cash flow criterion (SPPI conform) but can be sold if required. Furthermore, a small amount of shares included under "Other assets" are allocated to this business model. In general, there is no intention to trade or sell these shares.

At initial recognition, the FVOCI financial instruments are recorded at fair value plus transaction costs that are directly attributable to the acquisition of the financial asset. Subsequently they are carried at fair value. Gains and losses arising from changes in fair value are recognised in the Consolidated Statement of Other Comprehensive Income under "Revaluation reserve". If the financial asset is derecognised or impaired (see note (9)) for details on impairment), the cumulative gain or loss previously recognised in the "Revaluation reserve" is recognised in the Consolidated Statement of Profit or Loss. Interest calculated using the effective interest method and foreign currency gains and losses on monetary assets classified as FVOCI financial instruments are recognised in the Consolidated Statement of Profit or Loss. For the FVOCI equity instruments, any dividend payments are recognised in the Consolidated Statement of Profit or Loss, but not the accumulated value change on derecognition (no recycling).

Purchases and sales of FVOCI financial instruments are recorded as of the trade date. They are derecognised when the rights to receive cash flows from the financial assets have expired or when we have transferred substantially all risks and rewards of ownership.

*(d) Other financial liabilities at amortised cost*

Other financial liabilities at amortised cost are recognised initially at fair value net of transaction costs incurred. They are subsequently measured at amortised cost using the effective interest method. Any difference between proceeds net of transaction costs and the redemption value is recognised in the Consolidated Statement of Profit or Loss over the period of the debt instrument. Financial liabilities at amortised cost are derecognised when they are extinguished – that is, when the obligation is settled, cancelled or expired.

## **(5) Foreign currency translation**

*(a) Transactions in foreign currency*

Transactions in foreign currencies are translated into the respective functional currencies of the group companies at the exchange rates prevailing on the date of the transaction.

Foreign currency monetary assets and liabilities are translated using the closing exchange rates. Foreign exchange gains and losses resulting from the settlement of such transactions and from the translation at year-end exchange rates of monetary assets and liabilities denominated in foreign currencies are recognised in the Consolidated Statement of Profit or Loss (result from foreign exchange transactions).

Foreign non-monetary items measured at amortised cost are translated with the historical exchange rate as at the date of the transaction.

*(b) Group companies*

The financial statements of all group entities (none of which use the currency of an economy subject to hyperinflation) whose functional currency is not the euro are translated into the presentation currency as follows:

- Assets and liabilities are translated at the closing rate at the date of that statement of financial position.
- Income and expenses are translated at average exchange rates of the period.
- All differences resulting from the translation of net investments in foreign subsidiaries are recognised in the "Translation reserve" in Equity. Upon disposal of a foreign subsidiary, the accumulated translation differences are reclassified from Equity to the Consolidated Statement of Profit or Loss.



## B. Result for the financial year

### (6) Net interest income

in '000 EUR	1.1.–31.12.2019	1.1.–31.12.2018
Interest income from		
Cash and central bank balances	132	101
Loans and advances to banks	2,441	1,457
Derivatives	334	331
Investment securities	13,827	7,719
Loans and advances to customers	287,861	263,412
Prepayment penalty	359	360
<b>Interest income (effective interest method)</b>	<b>304,954</b>	<b>273,380</b>
Interest expenses on		
Liabilities to banks	4,823	3,773
Derivatives	1,450	761
Liabilities to customers	56,871	40,206
Liabilities to international financial institutions	33,213	29,050
Debt securities	6,072	4,803
Subordinated debt	7,992	8,553
<b>Interest expenses</b>	<b>110,421</b>	<b>87,145</b>
<b>Net interest income</b>	<b>194,533</b>	<b>186,235</b>

Interest income and expenses are recognised in the Consolidated Statement of Profit or Loss and reported on an accrual basis. In principle, net interest income is calculated on the gross book value of a financial asset. For financial assets in Stage 3, net interest income is calculated on the net book value of a financial asset. Payments received in respect of written-off loans are not recognised in net interest income, but rather under "Loss allowances".

### (7) Loss allowances

We establish loss allowances in an amount equivalent to the expected loss for all financial assets recognised at amortised cost, for investment securities recognised at fair value with changes in fair value reported in Other Comprehensive Income (FVOCI), and for off-balance-sheet financial instruments. In general, a three-stage model is used to report loss allowances. Estimates and assumptions are particularly necessary for determining which future-related macroeconomic factors are to be included. Furthermore, determining probabilities in the weighting of scenarios requires discretionary decisions.

The ProCredit group sets aside loss allowances for the balance sheet items "Central bank balances", "Loans and advances to banks", "Loans and advances to customers", "Investment securities" and for the financial assets under "Other assets". These are generally recognised at net value within the corresponding balance sheet position; the exception is "Investment securities" recognised at fair value. The loss allowances for "Investment securities" are recognised through profit or loss directly in shareholders' equity under "Revaluation reserve".

in '000 EUR	1.1.–31.12.2019	1.1.–31.12.2018
Change in loss allowances	8,659	7,333
Recovery of written-off loans	-12,389	-13,306
Direct write-offs	403	1,258
<b>Loss allowances</b>	<b>-3,327</b>	<b>-4,714</b>

#### Change in loss allowances

Recognition of loss allowances uses a three-stage model based on expected credit losses. Allocation to stages requires discretionary decisions to be made with regard to the definition of default, stage transfers and the determination of criteria as to whether there has been a significant increase in credit risk since recognition in the balance sheet:

- Stage 1: Generally, all financial assets are allocated to Stage 1 upon recognition, with the exception of those categorised as POCI (Purchased or Originated Credit Impaired). The ProCredit group establishes loss allowances in an amount equivalent to the expected credit losses during a maximum of 12 months following the balance sheet date, insofar as there is no significant increase in credit risk since initial recognition.
- Stage 2: If credit risk increases significantly, the assets are classified as "Stage 2" and loss allowances are established in an amount equivalent to the expected credit losses over the entire remaining maturity.

- Stage 3: Impaired financial assets are classified as "Stage 3" and loss allowances are likewise established in an amount equivalent to the expected credit losses over the entire remaining maturity. For significant exposures, loss allowances are determined individually on the basis of recoverable cash flows. For insignificant exposures, loss allowances are determined on the basis of portfolio-based parameters. Interest income is recognised at net book value (less loss allowances).

Financial assets which are already impaired at initial recognition (POCI) are reported as part of the impaired exposures. These financial assets are initially recognised at fair value and thus no loss allowances are established. In subsequent periods, changes in the expected loss over the entire remaining maturity are recognised as an expense in the Consolidated Statement of Profit or Loss.

A non-substantial modification exist if a financial asset is modified without derecognition. The effect is recognised as a modification gain or loss in "Net change in loss allowances". The modification gain or loss is equal to the difference between the original gross book value and the present value, discounted at the original effective interest rate, of the contractual cash flows under the modified terms.

Migration between the stages is possible in both directions, provided the grounds for the prior migration no longer exist. In the event that credit risk decreases, loss allowances already recorded are reduced.

For the "Other assets" position, loss allowances are established using the simplified approach. As a rule, loss allowances are recorded at initial recognition and on each subsequent reporting date in an amount equivalent to the expected credit losses during the total maturity period. For these generally short-term assets, the total maturity period has been set at 12 months.

#### *Recoveries of amounts previously written off and direct write-offs*

When a loan is uncollectible, it is written off against the related loss allowance which has been set aside. Such write-offs occur after all the necessary procedures have been completed and the amount of the loss has been determined. Subsequent recoveries of amounts which have been written off are recognised in the Consolidated Statement of Profit or Loss under "Loss allowances". Uncollectible loans for which no loss allowances have been set aside in full are recognised in profit or loss as direct write-offs.

### **(8) Net fee and commission income**

in '000 EUR	1.1.–31.12.2019	1.1.–31.12.2018
Fee and commission income from		
Payment services	23,322	22,426
Debit/credit cards	11,403	11,105
Account maintenance fee	25,387	25,003
Letters of credit and guarantees	4,974	4,678
Other fee and commission income	4,885	4,550
<b>Fee and commission income</b>	<b>69,971</b>	<b>67,762</b>
Fee and commission expenses on		
Payment services	3,936	3,629
Debit/credit cards	9,966	8,632
Account maintenance fee	2,560	2,064
Letters of credit and guarantees	1,012	789
Other fee and commission expenses	524	475
<b>Fee and commission expenses</b>	<b>17,998</b>	<b>15,590</b>
<b>Net fee and commission income</b>	<b>51,972</b>	<b>52,172</b>

Fee and commission income and expenses are recognised on the basis of the agreed amount payable. Income and expenses are generally recognised at a point in time.

**(9) Result from foreign exchange transactions**

in '000 EUR	1.1.–31.12.2019	1.1.–31.12.2018
Currency exchange	18,597	10,399
Net gains and losses from FX revaluation	-1,706	-1,084
<b>Result from foreign exchange transactions</b>	<b>16,890</b>	<b>9,315</b>

This position refers primarily to the results of foreign currency exchange with and for customers. The group does not engage in foreign currency trading on its own account. This position also includes unrealised foreign currency revaluation effects. The group does not apply hedge accounting.

**(10) Net other operating income**

in '000 EUR	1.1.–31.12.2019	1.1.–31.12.2018
Decrease of liabilities from put option agreements	0	397
Reversal of provisions	3,477	3,715
Income from reimbursement of expenses	444	874
Income from repossessed properties	2,526	2,297
Surplus from sale of property, plant and equipment	2,038	1,727
Income from IT-services	3,814	3,608
Income from litigation settlements	376	452
Income from rents from investment properties	648	620
Others*	2,603	2,946
<b>Other operating income</b>	<b>15,924</b>	<b>16,636</b>

in '000 EUR	1.1.–31.12.2019	1.1.–31.12.2018
Expenses for deposit insurance	10,092	9,726
Expenses to be reimbursed	170	92
Loss from disposal of property, plant and equipment	3,389	2,363
Impairment of repossessed properties	6,697	4,822
Expenses for credit recovery services and solvency checks	1,063	1,095
Administration of repossessed properties	475	764
Impairment of goodwill	2,000	0
Expenses from litigation settlements	2,098	599
Expenses for provisions for non-financial off-balance sheet items	498	n/a
Others*	3,626	4,102
<b>Other operating expenses</b>	<b>30,107</b>	<b>23,564</b>
<b>Net other operating income</b>	<b>-14,182</b>	<b>-6,928</b>

\* Previous year figures have been adapted to the current disclosure structure.

In 2019, the ProCredit group received public funding totalling EUR 151 thousand (2018: EUR 11 thousand).

**(11) Personnel expenses**

in '000 EUR	1.1.–31.12.2019	1.1.–31.12.2018
Salary expenses	66,690	64,249
Social security expenses	8,313	7,705
Post-employment benefits plans (Defined contribution plans)	3,215	3,273
Post-employment benefits plans (Defined benefit plans)	142	286
Other employee benefits	1,828	2,652
<b>Personnel expenses</b>	<b>80,188</b>	<b>78,165</b>

During the reporting period, total compensation paid to the Management of ProCredit General Partner AG as the representative of ProCredit Holding amounted to EUR 717 thousand (2018: EUR 663 thousand). The members of the Supervisory Board receive annual compensation totalling EUR 60 thousand (2018: EUR 60 thousand). Further details on remuneration are provided in the remuneration report for the Management and Supervisory Board as part of the Combined Management Report.

**(12) Administrative expenses**

in '000 EUR	1.1.–31.12.2019	1.1.–31.12.2018
Depreciation fixed and intangible assets (incl. Impairment)	27,593	19,987
Operating lease expenses	2,140	8,582
Non-profit tax	9,100	8,603
IT expenses	10,568	9,743
Communication	3,866	3,858
Transport	5,247	5,236
Repairs and maintenance	2,915	2,867
Office supplies	1,807	1,795
Security services	3,223	3,477
Marketing, advertising and representation	6,314	4,559
Utility and electricity expenses	2,845	2,820
Legal and consulting fees	8,721	8,486
Insurances	3,164	3,085
Recruitment and other personnel-related expenses	3,868	3,583
Other administrative expenses	4,178	3,021
<b>Administrative expenses</b>	<b>95,549</b>	<b>89,701</b>

Of the total administrative expenses, EUR 7,228 thousand (2018: EUR 6,799 thousand) was incurred for staff training.

Legal and consulting fees include the following expenses of ProCredit Holding for the total fee charged by the group auditor:

in '000 EUR	1.1.–31.12.2019	1.1.–31.12.2018
Audit of financial statements	469	401
Tax advisory services	18	0
Other confirmatory services	87	110
Other services	0	12
<b>Group auditor expenses</b>	<b>574</b>	<b>523</b>

Other confirmatory services include mainly expenses for the review of quarterly figures.

**(13) Segment reporting**

The group aggregates its operations into reporting segments according to geographical regions. Each of these segments exhibits individual risk and return characteristics, as described in the Combined Management Report. In general, business activities in all countries of operations are carried out with local customers, so that the respective items are allocated to the country in which the subsidiary is based. The operating income of the parent company is derived mainly from within the group. With the exception of the relationship between the German segment and the subsidiaries, there are no significant income or expense items arising from business dealings between segments. All income and expense items between the segments are disclosed separately in the following table. These are primarily interest income and expenses derived from loans extended by the parent company to the subsidiaries. The underlying interest rates are established at market conditions. Additionally, inter-segment transactions include the provision of centralised services by ProCredit Holding, IT services, staff training and dividends transferred from the subsidiaries to ProCredit Holding.

in '000 EUR 1.1.-31.12.2019	Germany	Eastern Europe	South Eastern Europe	South America	Consolidation	Group
Interest income (effective interest method)	22,406	134,935	143,070	27,367	-22,824	304,954
<i>of which inter-segment</i>	21,967	1,035	-183	4		
Interest expenses	23,340	67,998	32,588	10,614	-24,119	110,421
<i>of which inter-segment</i>	1,596	8,355	10,393	3,776		
<b>Net interest income</b>	<b>-933</b>	<b>66,937</b>	<b>110,482</b>	<b>16,752</b>	<b>1,295</b>	<b>194,533</b>
Loss allowance	-109	2,074	-4,869	-424	0	-3,327
<b>Net interest income after allowances</b>	<b>-825</b>	<b>64,862</b>	<b>115,351</b>	<b>17,176</b>	<b>1,295</b>	<b>197,860</b>
Fee and commission income	12,907	14,838	52,804	1,107	-11,685	69,971
<i>of which inter-segment</i>	9,966	0	1,719	0		
Fee and commission expenses	2,107	5,103	16,908	1,572	-7,692	17,998
<i>of which inter-segment</i>	22	1,977	5,086	607		
<b>Net fee and commission income</b>	<b>10,800</b>	<b>9,735</b>	<b>35,896</b>	<b>-465</b>	<b>-3,993</b>	<b>51,972</b>
Result from foreign exchange transactions	80	6,826	9,924	-15	75	16,890
<i>of which inter-segment</i>	-677	603	0	0		
Result from derivative financial instruments	-224	-171	31	0	-25	-389
Result from investment securities	0	0	0	0	0	0
Result on derecognition of financial assets measured at amortised cost	-19	81	389	0	0	452
Net other operating income	79,915	-1,736	-13,893	-666	-77,803	-14,182
<i>of which inter-segment</i>	76,691	0	1,110	2		
<b>Operating income</b>	<b>89,729</b>	<b>79,597</b>	<b>147,698</b>	<b>16,030</b>	<b>-80,451</b>	<b>252,603</b>
Personnel expenses	26,194	12,100	36,359	5,535	0	80,188
Administrative expenses	31,593	22,473	66,410	10,455	-35,382	95,549
<i>of which inter-segment</i>	7,345	6,920	17,405	3,712		
<b>Operating expenses</b>	<b>57,787</b>	<b>34,573</b>	<b>102,769</b>	<b>15,990</b>	<b>-35,382</b>	<b>175,737</b>
<b>Profit before tax</b>	<b>31,942</b>	<b>45,024</b>	<b>44,930</b>	<b>40</b>	<b>-45,069</b>	<b>76,866</b>
Income tax expenses	113	7,366	6,542	1,322		15,344
<b>Profit of the period from continuing operations</b>	<b>31,829</b>	<b>37,658</b>	<b>38,387</b>	<b>-1,282</b>	<b>-45,069</b>	<b>61,522</b>
Profit of the period from discontinued operations*						-7,217
<b>Profit of the period</b>	<b>31,829</b>	<b>37,658</b>	<b>38,387</b>	<b>-1,282</b>	<b>-45,069</b>	<b>54,305</b>
<i>Profit attributable to ProCredit shareholders</i>						52,510
<i>Profit attributable to non-controlling interests</i>						1,796

\* ProCredit Bank Colombia and ARDEC Mexico are shown as discontinued operations.

in '000 EUR 1.1.-31.12.2018	Germany	Eastern Europe	South Eastern Europe	South America	Consolidation	Group
Interest income (effective interest method)	20,593	107,871	140,958	23,123	-19,165	273,380
<i>of which inter-segment</i>	19,057	219	-115	3		
Interest expenses	20,547	51,588	25,522	8,392	-18,904	87,145
<i>of which inter-segment</i>	237	7,186	9,238	2,242		
<b>Net interest income</b>	<b>46</b>	<b>56,283</b>	<b>115,436</b>	<b>14,731</b>	<b>-261</b>	<b>186,235</b>
Loss allowance	-21	-1,752	-495	-2,446	0	-4,714
<b>Net interest income after allowances</b>	<b>67</b>	<b>58,035</b>	<b>115,931</b>	<b>17,177</b>	<b>-261</b>	<b>190,949</b>
Fee and commission income	11,641	13,695	51,404	1,250	-10,227	67,762
<i>of which inter-segment</i>	8,867	0	1,360	0		
Fee and commission expenses	1,918	4,367	15,312	1,228	-7,235	15,590
<i>of which inter-segment</i>	40	1,863	4,952	380		
<b>Net fee and commission income</b>	<b>9,722</b>	<b>9,328</b>	<b>36,092</b>	<b>21</b>	<b>-2,992</b>	<b>52,172</b>
Result from foreign exchange transactions	-2,660	4,632	7,418	1	-77	9,315
<i>of which inter-segment</i>	254	-177	0	0		
Result from derivative financial instruments	94	5	-144	0	0	-45
Result from investment securities	0	0	0	0	0	0
Result on derecognition of financial assets measured at amortised cost	-388	250	68	0	0	-70
Net other operating income	83,903	-1,548	-8,297	1,438	-82,424	-6,928
<i>of which inter-segment</i>	80,073	3	2,088	260		
<b>Operating income</b>	<b>90,738</b>	<b>70,704</b>	<b>151,068</b>	<b>18,638</b>	<b>-85,753</b>	<b>245,394</b>
Personnel expenses	23,851	10,834	37,600	5,881	0	78,165
Administrative expenses	29,217	19,675	63,639	11,326	-34,157	89,701
<i>of which inter-segment</i>	6,774	6,287	17,335	3,760		
<b>Operating expenses</b>	<b>53,067</b>	<b>30,509</b>	<b>101,239</b>	<b>17,207</b>	<b>-34,157</b>	<b>167,866</b>
<b>Profit before tax</b>	<b>37,670</b>	<b>40,195</b>	<b>49,829</b>	<b>1,431</b>	<b>-51,596</b>	<b>77,528</b>
Income tax expenses	182	6,979	7,755	991		15,907
<b>Profit of the period from continuing operations</b>	<b>37,488</b>	<b>33,217</b>	<b>42,074</b>	<b>439</b>	<b>-51,596</b>	<b>61,621</b>
Profit of the period from discontinued operations*						-7,142
<b>Profit of the period</b>	<b>37,488</b>	<b>33,217</b>	<b>42,074</b>	<b>439</b>	<b>-51,596</b>	<b>54,479</b>
<i>Profit attributable to ProCredit shareholders</i>						52,785
<i>Profit attributable to non-controlling interests</i>						1,693

\* ProCredit Bank Colombia and ARDEC Mexico are shown as discontinued operations.



in '000 EUR 31.12.2019	Total assets excl. taxes	Total liabilities excl. taxes	Contingent liabilities
Germany	2,028,330	1,340,137	11,635
Eastern Europe	1,568,519	1,320,541	153,493
South Eastern Europe	4,575,803	4,065,666	570,669
South America	353,129	301,948	9,563
Consolidation	-1,834,273	-1,137,497	0
<b>Total</b>	<b>6,691,507</b>	<b>5,890,795</b>	<b>745,360</b>

in '000 EUR 31.12.2018	Total assets excl. taxes	Total liabilities excl. taxes	Contingent liabilities
Germany	1,976,594	1,259,007	17,710
Eastern Europe	1,340,017	1,155,840	101,991
South Eastern Europe	4,121,240	3,642,210	521,592
South America	330,660	272,062	8,542
Discontinued Operations*	1,145	331	0
Consolidation	-1,809,222	-1,109,666	0
<b>Total</b>	<b>5,960,435</b>	<b>5,219,784</b>	<b>649,835</b>

\* ARDEC Mexico is shown as discontinued operations.

#### (14) Earnings per share

in '000 EUR	Continuing Operations		Discontinued Operations		Total	
	2019	2018	2019	2018	2019	2018
Profit of the period	61,522	61,621	-7,217	-7,142	54,305	54,479
Profit attributable to ProCredit shareholders	59,726	59,806	-7,121	-7,020	52,605	52,785
Profit attributable to non-controlling interests	1,796	1,815	-96	-122	1,700	1,693
Weighted average number of ordinary shares	58,898,492	58,452,291	58,898,492	58,452,291	58,898,492	58,452,291
<b>Earnings per share* (in EUR)</b>	<b>1.01</b>	<b>1.02</b>	<b>-0.12</b>	<b>-0.12</b>	<b>0.89</b>	<b>0.90</b>

\* Basic earnings per share were identical to diluted earnings per share.

## C. Notes to the Statement of Financial Position

### (15) Cash and central bank balances

in '000 EUR	31.12.2019	31.12.2018
Cash in hand	142,982	157,945
Balances at central banks	939,225	806,387
Loss allowances for central bank balances	-484	-618
<b>Cash and central bank balances</b>	<b>1,081,723</b>	<b>963,714</b>
Loss allowances for central bank balances	484	618
Loans and advances to banks with a maturity up to 3 months	303,121	205,035
Investment securities with a maturity up to 3 months	292,003	226,253
Minimum reserve, which does not qualify as cash for the statement of cash flows	-448,254	-384,035
<b>Cash and central bank balances for the statement of cash flows</b>	<b>1,229,077</b>	<b>1,011,586</b>

The changes in central bank balances and the respective loss allowances are presented in the following tables. All central bank balances are classified as Stage 1.

in '000 EUR	2019	2018
<b>Gross outstanding amount as of 1 January</b>	<b>806,387</b>	<b>789,814</b>
New financial assets originated	88,810	66,512
Derecognition	-29,845	-31,616
Foreign exchange and other movements	77,002	-18,323
Reclassification to discontinued operations	-3,130	0
<b>Gross outstanding amount as of 31 December</b>	<b>939,225</b>	<b>806,387</b>

in '000 EUR	2019	2018
<b>Loss allowances as of 1 January</b>	<b>-618</b>	<b>-1,414</b>
New financial assets originated	-119	-238
Release due to derecognition	185	1,055
Increase/Decrease in credit risk	76	27
Foreign exchange and other movements	-11	-48
Sale of/ reclassification to discontinued operations	3	0
<b>Loss allowances as of 31 December</b>	<b>-484</b>	<b>-618</b>

### (16) Loans and advances to banks

in '000 EUR	31.12.2019	31.12.2018
up to three months	303,121	205,035
up to one year	17,617	4,366
more than one year	0	2,191
<b>Loans and advances to banks</b>	<b>320,737</b>	<b>211,592</b>

The changes in loans and advances to banks and the respective loss allowances are presented in the following tables. All loans and advances to banks are classified as Stage 1.

in '000 EUR	2019	2018
<b>Gross outstanding amount as of 1 January</b>	<b>211,763</b>	<b>196,243</b>
New financial assets originated	189,065	96,376
Derecognition	-79,187	-76,962
Foreign exchange and other movements	798	6,904
Sale of/ reclassification to discontinued operations	-1,697	-10,798
<b>Gross outstanding amount as of 31 December</b>	<b>320,742</b>	<b>211,763</b>

in '000 EUR	2019	2018
<b>Loss allowances as of 1 January</b>	-170	-691
New financial assets originated	-5	-98
Release due to derecognition*	8	133
Increase/Decrease in credit risk	165	66
Foreign exchange and other movements	-2	-2
Sale of/ reclassification to discontinued operations*	1	421
<b>Loss allowances as of 31 December</b>	<b>-5</b>	<b>-170</b>

\* Previous year figures have been adapted to the current disclosure structure.

### (17) Derivative financial assets and liabilities

in '000 EUR As of 31 December 2019	Contractual amount	Fair value	
		Assets	Liabilities
<b>Fair value from derivatives</b>			
a) Foreign exchange derivatives			
Swaps	189,334	305	1,485
Forwards	13,223	1	4
b) Interest rate derivatives			
Interest rate swaps	9,226	0	253
<b>Total derivatives with third parties</b>	<b>211,782</b>	<b>306</b>	<b>1,742</b>

in '000 EUR As of 31 December 2018	Contractual amount	Fair value	
		Assets	Liabilities
<b>Fair value from derivatives</b>			
a) Foreign exchange derivatives			
Swaps	142,834	1,306	908
Forwards	1,000	1	0
b) Interest rate derivatives			
Interest rate swaps	9,876	0	90
<b>Total derivatives with third parties</b>	<b>153,710</b>	<b>1,307</b>	<b>998</b>

### (18) Investment securities

in '000 EUR	31.12.2019	31.12.2018
Fixed interest rate securities	311,953	230,818
Variable interest rate securities	52,046	53,965
Money market instruments	14,282	12,525
<b>Investment securities</b>	<b>378,281</b>	<b>297,308</b>

The changes in investment securities and the respective loss allowances are presented in the following tables. All investment securities are classified as Stage 1.

in '000 EUR	2019	2018
<b>Gross outstanding amount as of 1 January</b>	297,308	353,568
New financial assets originated	310,403	168,660
Derecognition	-230,207	-229,903
Foreign exchange and other movements	1,942	4,982
Reclassification to discontinued operations	-1,165	0
<b>Gross outstanding amount as of 31 December</b>	<b>378,281</b>	<b>297,308</b>

in '000 EUR	2019	2018
<b>Loss allowances as of 1 January</b>	-476	-2,407
New financial assets originated	-40	-502
Release due to derecognition	460	2,427
Increase/Decrease in credit risk	98	6
Foreign exchange and other movements	-88	0
Sale of/ reclassification to discontinued operations	1	0
<b>Loss allowances as of 31 December</b>	<b>-46</b>	<b>-476</b>

The revaluation reserve (for ProCredit shareholders) developed as follows during the financial year:

in '000 EUR	2019	2018
<b>Revaluation reserve as of 1 January</b>	1,691	935
Change on initial application of IFRS 9	n/a	2,407
Changes in fair value	694	321
Amount recognised in income statement	0	0
Change in loss allowance	-431	-1,932
Impairment	0	0
Deferred taxes	-59	-41
<b>Revaluation reserve as of 31 December</b>	<b>1,894</b>	<b>1,691</b>

### (19) Loans and advances to customers

in '000 EUR As of 31 December 2019	Gross amount	Allowance for impairment	Net amount	Share of total portfolio
<b>Business loans</b>	<b>4,471,590</b>	<b>-96,606</b>	<b>4,374,983</b>	<b>93.3%</b>
Wholesale and retail trade	1,279,482	-29,511	1,249,970	26.6%
Agriculture, forestry and fishing	973,072	-20,684	952,388	20.3%
Production	1,078,187	-22,395	1,055,791	22.5%
Transportation and storage	249,297	-5,257	244,041	5.2%
Other	891,552	-18,759	872,793	18.6%
<b>Private loans</b>	<b>325,743</b>	<b>-9,766</b>	<b>315,977</b>	<b>6.7%</b>
Housing	274,867	-7,352	267,515	5.7%
Investment loans and OVDs	40,772	-1,763	39,010	0.8%
Other	10,103	-650	9,453	0.2%
<b>Total</b>	<b>4,797,332</b>	<b>-106,372</b>	<b>4,690,961</b>	<b>100%</b>

in '000 EUR As of 31 December 2018	Gross amount	Allowance for impairment	Net amount	Share of total portfolio
<b>Business loans</b>	<b>4,047,332</b>	<b>-112,592</b>	<b>3,934,740</b>	<b>92.2%</b>
Wholesale and retail trade	1,194,094	-37,107	1,156,987	27.1%
Agriculture, forestry and fishing	875,949	-21,297	854,653	20.0%
Production	1,010,439	-22,445	987,993	23.1%
Transportation and storage	238,303	-6,018	232,284	5.4%
Other	728,547	-25,725	702,823	16.5%
<b>Private loans</b>	<b>344,842</b>	<b>-11,752</b>	<b>333,089</b>	<b>7.8%</b>
Housing	308,889	-9,202	299,686	7.0%
Investment loans and OVDs	28,636	-1,674	26,963	0.6%
Other	7,317	-876	6,440	0.2%
<b>Total</b>	<b>4,392,173</b>	<b>-124,344</b>	<b>4,267,829</b>	<b>100%</b>

in '000 EUR	Stage 1	Stage 2	Stage 3	POCI	Total
<b>Gross outstanding amount as of 1 January 2019</b>	4,155,427	99,847	134,329	2,569	<b>4,392,173</b>
New financial assets originated	2,314,613	4,601	2,316	378	<b>2,321,908</b>
Modification of contractual cash flows of financial assets	851	-79	193	0	<b>965</b>
Derecognitions	-960,424	-37,026	-27,140	-72	<b>-1,024,662</b>
Write-offs	-18	-124	-22,768	-26	<b>-22,936</b>
Changes in interest accrual	2,321	127	2,326	144	<b>4,918</b>
Changes in the principal and disbursement fee	-864,252	-29,799	-26,244	791	<b>-919,504</b>
Transfers to stage 1	110,048	-107,640	-2,408	0	<b>0</b>
Transfers to stage 2	-274,844	280,873	-6,029	0	<b>0</b>
Transfers to stage 3	-9,778	-50,222	60,000	0	<b>0</b>
Foreign exchange and other movements	77,571	6,294	5,573	361	<b>89,798</b>
Sale of/ reclassification to discontinued operations	-36,235	-4,128	-4,692	-273	<b>-45,328</b>
<b>Gross outstanding amount as of 31 December 2019</b>	<b>4,515,282</b>	<b>162,724</b>	<b>115,456</b>	<b>3,871</b>	<b>4,797,332</b>

in '000 EUR	Stage 1	Stage 2	Stage 3	POCI	Total
<b>Loss allowances as of 1 January 2019</b>	-34,981	-13,454	-75,417	-493	<b>-124,344</b>
New financial assets originated	-18,117	-99	-75	0	<b>-18,292</b>
Release due to derecognition	8,488	3,729	11,610	34	<b>23,860</b>
Transfers to Stage 1	-1,634	1,523	111	0	<b>0</b>
Transfers to Stage 2	2,623	-3,443	820	0	<b>0</b>
Transfers to Stage 3	111	6,470	-6,582	0	<b>0</b>
Change in credit risk	11,383	-2,652	-23,088	-701	<b>-15,058</b>
Usage of allowance	1	5	23,783	27	<b>23,815</b>
Foreign exchange and other movements	-844	-112	-1,177	48	<b>-2,086</b>
Sale of/ reclassification to discontinued operations	948	458	4,320	6	<b>5,733</b>
<b>Loss allowances as of 31 December 2019</b>	<b>-32,022</b>	<b>-7,575</b>	<b>-65,696</b>	<b>-1,079</b>	<b>-106,372</b>

in '000 EUR	Stage 1	Stage 2	Stage 3	POCI	Total
<b>Gross outstanding amount as of 1 January 2018</b>	3,612,515	113,119	185,129	1,808	<b>3,912,572</b>
New financial assets originated	1,919,565	0	0	1,053	<b>1,920,619</b>
Modification of contractual cash flows of financial assets	0	0	-750	0	<b>-750</b>
Derecognitions (including write-offs)	-859,234	-29,512	-60,365	-95	<b>-949,206</b>
Changes in interest accrual	-1,034	4	-5,939	2	<b>-6,968</b>
Changes in the principal and disbursement fee	-479,868	-23,952	-24,916	-417	<b>-529,153</b>
Transfers to stage 1	17,212	-16,137	-1,076	0	<b>0</b>
Transfers to stage 2	-78,404	84,157	-5,753	0	<b>0</b>
Transfers to stage 3	-5,010	-38,712	43,722	0	<b>0</b>
Foreign exchange and other movements	29,685	10,881	11,796	218	<b>52,579</b>
Sale of/ reclassification to discontinued operations	0	0	-7,519	0	<b>-7,519</b>
<b>Gross outstanding amount as of 31 December 2018</b>	<b>4,155,427</b>	<b>99,847</b>	<b>134,329</b>	<b>2,569</b>	<b>4,392,173</b>

in '000 EUR	Stage 1	Stage 2	Stage 3	POCI	Total
<b>Loss allowances as of 1 January 2018</b>	-34,238	-17,045	-104,513	0	<b>-155,795</b>
New financial assets originated	-18,639	0	0	-193	<b>-18,832</b>
Release due to derecognition	9,044	3,263	9,499	0	<b>21,807</b>
Transfers to Stage 1	-3,336	3,047	289	0	<b>0</b>
Transfers to Stage 2	3,014	-5,213	2,199	0	<b>0</b>
Transfers to Stage 3	58	3,921	-3,979	0	<b>0</b>
Change in credit risk	9,417	-1,294	-25,102	-270	<b>-17,249</b>
Usage of allowance	75	43	39,680	30	<b>39,827</b>
Unwinding effects	0	0	2,334	0	<b>2,334</b>
Foreign exchange and other movements	-376	-176	-3,344	-60	<b>-3,956</b>
Sale of/ reclassification to discontinued operations	0	0	7,519	0	<b>7,519</b>
<b>Loss allowances as of 31 December 2018</b>	<b>-34,981</b>	<b>-13,454</b>	<b>-75,417</b>	<b>-493</b>	<b>-124,344</b>

Previous year figures have been adapted to the current disclosure structure.

in '000 EUR	1.1.-31.12.2019	1.1.-31.12.2018
Amortised cost before modification	130,847	69,472
Net modification	965	-750

The change in loss allowances in the financial year essentially results from a decrease in expected losses in stages 1 and 2 and an absolute decrease in the impaired portfolio in stage 3. With regard to the change in loss allowances, we would also like to refer to the explanations in the Report on the Economic Position of the Group as part of the Combined Management Report.

**(20) Property, plant and equipment**

in '000 EUR	Land and buildings	Business and office equipment	Land and buildings (ROU)	Business and office equipment (ROU)	Total PPE
Total acquisition costs as of 1 January 2019	132,178	99,169	23,544	167	255,057
Additions	8,493	7,311	2,652	0	18,456
Disposals	-11,186	-7,855	-1,727	0	-20,768
Sale of/ reclassification to discontinued operations	-1,987	-1,459	-153	0	-3,599
Exchange rate adjustments	1,064	401	0	0	1,465
<b>Total acquisition costs as of 31 December 2019</b>	<b>128,563</b>	<b>97,567</b>	<b>24,316</b>	<b>167</b>	<b>250,612</b>
Accumulated depreciation as of 1 January 2019	-33,533	-67,661	0	0	-101,194
Depreciation	-6,642	-11,965	-5,603	-60	-24,269
Disposals	3,740	6,713	311	0	10,764
Sale of/ reclassification to discontinued operations	1,812	1,256	46	0	3,115
Exchange rate adjustments	-285	-310	-26	0	-621
<b>Accumulated depreciation as of 31 December 2019</b>	<b>-34,907</b>	<b>-71,966</b>	<b>-5,272</b>	<b>-60</b>	<b>-112,205</b>
<b>Net book value</b>	<b>93,656</b>	<b>25,601</b>	<b>19,044</b>	<b>107</b>	<b>138,407</b>

in '000 EUR	Land and buildings	Business and office equipment	Total PPE
Total acquisition costs as of 1 January 2018	131,963	110,017	241,980
Additions	7,469	6,474	13,943
Disposals	-8,731	-18,628	-27,359
Sale of/ reclassification to discontinued operations	0	-32	-32
Exchange rate adjustments	1,478	1,338	2,816
<b>Total acquisition costs as of 31 December 2018</b>	<b>132,178</b>	<b>99,169</b>	<b>231,347</b>
Accumulated depreciation as of 1 January 2018	-31,007	-71,733	-102,741
Depreciation	-4,654	-11,673	-16,327
Disposals	2,535	16,703	19,238
Sale of/ reclassification to discontinued operations	0	17	17
Exchange rate adjustments	-407	-975	-1,382
<b>Accumulated depreciation as of 31 December 2018</b>	<b>-33,533</b>	<b>-67,661</b>	<b>-101,194</b>
<b>Net book value</b>	<b>98,645</b>	<b>31,508</b>	<b>130,153</b>

Property, plant and equipment are stated at acquisition or production cost less scheduled depreciation and impairment losses. Acquisition or production costs include all expenditure directly attributable to the goods. Component parts of an asset are recognised separately if they have different useful lives or have different patterns of use.

Subsequent acquisition or production costs are included in the asset's carrying amount or are recognised as a separate asset, only when it is probable that future economic benefits associated with the item will flow to the group and the acquisition or production cost of the item can be measured reliably. All other repair and maintenance costs are charged to the Consolidated Statement of Profit or Loss during the current financial period.



Land is not depreciated. Management makes the discretionary decision to depreciate assets on a straight-line basis over the following expected useful lives:

Buildings	15 - 40 years
Leasehold improvements	shorter of rental contract life or useful life
Equipment	2 - 10 years

The assets' residual carrying values and useful lives are reviewed, and adjusted if necessary, at each balance sheet date. In addition, all assets are reviewed for impairment whenever events or changes in circumstances indicate that the carrying amount may not be recoverable. An asset's carrying amount is written down immediately to its recoverable amount if the asset's carrying amount exceeds its estimated recoverable amount. The recoverable amount is the higher of the asset's fair value less costs to sell and value in use. Depreciation and impairment are recognised within "Other administrative expenses".

The real estate used by third parties which was reported under "Investment property" in the amount of EUR 5,665 thousand in the previous year is now reported under "Other assets". The previous year's figures have been aligned to the current disclosure structure.

## (21) Leasing

### (a) ProCredit is the lessee

At contract begin, the group assesses whether the agreement constitutes or contains a lease. This is the case when an agreement grants the right to control the use of an identified asset for a specified period of time in return for a fee. The group uses the expedient to account for each leasing component and all related non-leasing components as a single leasing component.

We recognised an asset for the right of use granted as well as a lease liability on the date of provision. The right of use is recognised at acquisition costs. These include the amount of the lease liability, plus all lease payments made at or before provision, initial direct costs and estimated dismantling and removal costs, less any incentives received. The right of use is amortised on a straight-line basis until the end of the lease term. Any impairment losses are also taken into account. The lease liability is recognised at the present value of the lease payments not yet made at that time. The lease payments are discounted at the lessee's incremental borrowing rate of interest. They are subsequently measured at amortised cost using the effective interest method.

Short-term leases or leases based on assets of minor value are not recognised in the balance sheet; instead, the lease payments are recognised under administrative expenses in the consolidated statement of profit or loss over the term of the lease.

in '000 EUR	
Operating lease commitment as of 31 December 2018	26,698
Recognition exemption for:	
<i>short-term leases</i>	-543
<i>leases of low-value assets</i>	-422
Extension and termination options reasonably certain to be exercised	619
<b>Undiscounted lease liability</b>	<b>26,352</b>
Discount at incremental borrowing rate as of 1 January 2019	-3,153
<b>Lease liabilities recognised as of 1 January 2019</b>	<b>23,199</b>

### (b) ProCredit is the lessor

#### Finance leases

When assets are held subject to a finance lease, the present value of the minimum lease payments is recognised as a receivable from customers under "Loans and advances to customers". Payments received under leases are divided into an amortisation component and an income component. The income component is recognised under "Interest income". Premiums received are recognised over the term of the lease using the effective interest method under "Interest income".

*Finance lease receivables*

in '000 EUR	31.12.2019			31.12.2018		
	Gross investment	Unearned finance income	Net investment	Gross investment	Unearned finance income	Net investment
<b>Finance lease receivables</b>						
no later than one year	318	42	276	141	31	110
later than one year and no later than five years	526	51	476	249	21	227
later than five years	116	4	112	560	0	560
<b>Total</b>	<b>961</b>	<b>97</b>	<b>864</b>	<b>950</b>	<b>52</b>	<b>898</b>

in '000 EUR	31.12.2019	31.12.2018
Allowance for uncollectible leasing receivables	-26	-13
<b>Total</b>	<b>-26</b>	<b>-13</b>

*Operating leases*

Some real estate properties are rented out and are classified as investment properties. Leasing income is recognised in the Consolidated Statement of Profit or Loss on a straight-line basis over the lease term.

in '000 EUR	31.12.2019	31.12.2018
<b>Future minimum lease income</b>		
no later than one year	282	196
later than one year and no later than five years	758	1,013
later than five years	0	0
<b>Total</b>	<b>1,040</b>	<b>1,209</b>

**(22) Intangible assets**

Intangible assets consist predominantly of goodwill and software. A small amount is related to trademarks.

*(a) Goodwill*

in '000 EUR	31.12.2019	31.12.2018
Eastern Europe	2,043	1,962
South Eastern Europe	4,847	6,930
South America	1,077	1,056
<b>Goodwill</b>	<b>7,967</b>	<b>9,949</b>

Goodwill represents the excess of the cost of an acquisition over the fair value of the group's share of the net identifiable assets of the acquired subsidiary at the date of acquisition. Goodwill is carried at cost less accumulated impairment losses. In general, impairment losses are charged to "Net other operating income" in the Consolidated Statement of Profit or Loss. Changes in ownership interest without changes of control are accounted for as equity transactions with owners and do not result in changes of goodwill.

The development of goodwill is as follows:

in '000 EUR	2019	2018
Gross amount as of 1 January	13,859	13,767
Accumulated impairment losses as of 1 January	-3,910	-3,910
<b>Goodwill as of 1 January</b>	<b>9,949</b>	<b>9,856</b>
Impairment	-2,000	0
Exchange rate adjustments	18	92
Gross amount as of 31 December	13,877	13,859
Accumulated impairment losses as of 31 December	-5,910	-3,910
<b>Goodwill as of 31 December</b>	<b>7,967</b>	<b>9,949</b>

Goodwill on the acquisition of subsidiaries is reviewed for impairment annually or more frequently if there are indications that impairment may have occurred. In performing goodwill impairment testing, a discounted cash flow model is used where each subsidiary is defined as an individual cash-generating unit. Management estimates are involved in forecasting future cash flows and in determining the cost of capital. The cash flow projections are based on the current business planning and therefore appropriately reflect future business prospects. Estimated future cash flows are extrapolated in perpetuity due to the long-term perspective of the equity investments, using management's best estimate for determining future net growth rates based on currently observable data and economic projections. The estimated future cash flows are discounted at specific equity discount rates which reflect the risk profile of the individual entity. The pre-tax discount factors are derived from a group pricing model and are between 7.2% and 13.8% (2018: between 8.0% and 15.8%). Goodwill is tested by comparing the respective net present value of future cash flows from a subsidiary (value in use) with the carrying value of its net assets plus goodwill.

(b) Software

in '000 EUR	Developed software		Acquired software	
	2019	2018	2019	2018
<b>Software</b>				
Total acquisition costs as of 1 January	15,327	13,572	37,432	35,095
Additions	1,719	1,755	2,026	2,939
Disposals	0	0	-2,898	-743
Sale of/ reclassification to discontinued operations	0	0	-1,589	0
Exchange rate adjustments	0	0	-59	141
<b>Total acquisition costs as of 31 December</b>	<b>17,046</b>	<b>15,327</b>	<b>34,912</b>	<b>37,432</b>
Accumulated depreciation as of 1 January	-9,780	-9,005	-30,738	-28,367
Depreciation	-906	-774	-2,382	-2,844
Disposals	0	0	2,612	558
Sale of/ reclassification to discontinued operations	0	0	1,551	0
Exchange rate adjustments	0	0	56	-86
<b>Accumulated amortisation as of 31 December</b>	<b>-10,685</b>	<b>-9,780</b>	<b>-28,900</b>	<b>-30,738</b>
<b>Net book value</b>	<b>6,360</b>	<b>5,547</b>	<b>6,012</b>	<b>6,693</b>

Developed and acquired computer software is capitalised on the basis of the costs incurred to develop or acquire and bring to use the specific software. Management makes the discretionary decision to amortise software on a straight-line basis over an expected useful life of up to five years. In addition, it is tested for impairment if there are indications that impairment may have occurred. Computer software is carried at cost less accumulated amortisation less impairment losses.

### (23) Income taxes

In calculating both the current taxes on income and earnings and the deferred income tax, the respective country-specific tax rates are applied. The income tax rate applied for the reporting period was 19.3% (2018: 13.9%), calculated by dividing the total tax burden by the unconsolidated profits.

Deferred income tax is recognised in full, using the liability method, on temporary differences arising between the tax bases of assets and liabilities and their carrying amounts in the consolidated financial statements prepared in conformity with IFRS. Deferred tax assets and liabilities are determined using local tax rates (and laws) that have been enacted by the balance sheet date and are expected to apply when the related deferred income tax asset is realised or the deferred income tax liability is settled.

However, the deferred income tax is not accounted for if it arises from initial recognition of an asset or a liability in a transaction other than a business combination that at the time of the transaction affects neither the profit (before tax) for the period according to IFRS, nor the taxable profit or loss.

The group recognises deferred tax assets only to the extent that it is probable that taxable profits will be available against which the tax-reducing effects can be utilised. The profit projection is based on the current business planning and reflects the Management's view of future business prospects.

Changes of deferred taxes related to fair value re-measurement of investment securities in the previous year are charged to the Consolidated Statement of Other Comprehensive Income. The presentation in the Consolidated Statement of Other Comprehensive Income is made on a gross basis. During the financial year, the respective deferred taxes at the time of sale were recognised in the Consolidated Statement of Profit or Loss together with the deferred gain or loss.

Income tax assets and liabilities of the companies are recognised net if they relate to the same tax authority.

The two tables below provide information on the underlying business transactions for deferred income tax assets and liabilities:

in '000 EUR	31.12.2019	31.12.2018
Tax depreciation	195	164
Loss allowance	25	-11
Tax loss carried forward	42	246
Provisions	71	855
Other temporary differences	406	150
<b>Deferred tax assets</b>	<b>739</b>	<b>1,405</b>

in '000 EUR	31.12.2019	31.12.2018
Tax depreciation	-37	48
Loss allowance	1,206	250
Provisions	70	-112
Other temporary differences	11	95
<b>Deferred tax liabilities</b>	<b>1,251</b>	<b>282</b>

Changes in net deferred income taxes and the underlying business transactions are as follows:

in '000 EUR	2019	2018
As of 1 January	1,123	3,704
Change on initial application of IFRS 9	0	967
Investment securities		
fair value remeasurement	-43	-41
transfer to net profit	0	0
Charges to income statement	-1,662	-2,244
Exchange rate adjustments	69	387
Sale of/ reclassification to discontinued operations	1	-1,650
<b>As of 31 December</b>	<b>-512</b>	<b>1,123</b>

The two following tables show the transactions to which the deferred taxes recognised in the Consolidated Statement of Profit or Loss relate:

in '000 EUR	1.1.-31.12.2019	1.1.-31.12.2018
Tax depreciation	-29	69
Loss allowance	941	1,001
Tax loss carried forward	205	1,388
Provisions	985	3
Other temporary differences	-231	345
<b>Deferred tax expenses</b>	<b>1,871</b>	<b>2,805</b>

in '000 EUR	1.1.–31.12.2019	1.1.–31.12.2018
Tax depreciation	-59	-134
Loss allowance	0	-149
Provisions	-5	-42
Other temporary differences	-144	-236
<b>Deferred tax income</b>	<b>-209</b>	<b>-561</b>

The transition of taxes between the consolidated financial statements according to IFRS and the local tax statements is shown in the following table:

in '000 EUR	1.1.–31.12.2019	1.1.–31.12.2018
Profit before tax	76,866	77,528
Tax expected	8,412	14,652
Tax effects of items which are not deductible		
non-taxable income	-16,050	-18,539
non-tax deductible expenses	18,246	4,940
no tax asset built on tax loss carry forwards	4,773	5,445
tax effect on consolidation	-38	9,409
<b>Income tax expenses</b>	<b>15,344</b>	<b>15,907</b>

The expected tax expense is calculated by applying the weighted average of all local tax rates to the pre-tax profit. Compared to the previous year, local tax rates have not changed.

Taxes on unused loss carry-forwards largely comprise an amount of EUR 3.1 million for ProCredit Holding. ProCredit Holding does not establish deferred tax assets for losses carried forward, as it will not be possible to make use of these assets within the tax planning period. The accumulated tax loss carry-forwards for which no deferred tax assets were established as of the balance sheet date for ProCredit Holding are EUR 121.5 million (2018: EUR 111.2 million) for corporation income tax and EUR 62.9 million (2018: EUR 52.6 million) for trade tax. The loss carry-forwards are mainly accumulated due to dividend income of ProCredit Holding, 95% of which is non-taxable in Germany, and are adjusted for trade tax by special add-backs within the interest barrier.

The following table shows the main components of income tax expense:

in '000 EUR	1.1.–31.12.2019	1.1.–31.12.2018
Current tax	13,682	13,663
Deferred tax relating to origination and reversal of temporary differences	1,662	2,244
<b>Income tax expenses</b>	<b>15,344</b>	<b>15,907</b>
Deferred tax on revaluation reserve	-59	-41
<b>Items charged or credited directly to equity</b>	<b>-59</b>	<b>-41</b>
<b>Total</b>	<b>15,285</b>	<b>15,866</b>

## (24) Other assets

in '000 EUR	31.12.2019	31.12.2018
Non-financial instruments		
Reposessed properties	12,152	18,032
Investment properties*	5,912	5,665
Inventory and assets to be sold	1,501	930
Financial instruments		
Shares	6,266	5,510
Accounts receivable (up to one year)	15,270	15,575
Prepayments	12,350	12,000
Others	7,727	8,174
Loss allowance	-431	-691
<b>Other assets</b>	<b>60,747</b>	<b>65,195</b>

\* Previous year figures have been adapted to the current disclosure structure.

Repossessed properties are non-financial assets acquired in exchange for credit exposures as part of an orderly realisation and are sold as soon as possible. The asset acquired is recorded at the lower of its fair value less costs to sell and the carrying amount of the loan at the date of exchange. No depreciation is charged for the respective assets. All subsequent impairment losses and reversals of impairment up to the original amount are recognised in the Consolidated Statement of Profit or Loss in "Net other operating income". Repossessed property can be subdivided into segments as follows:

in '000 EUR	31.12.2019	31.12.2018
Eastern Europe	5,096	1,313
South Eastern Europe	6,826	15,034
South America	230	1,685
<b>Repossessed properties</b>	<b>12,152</b>	<b>18,032</b>

Investment property comprises land and buildings leased to third parties. Rental income from investment property and gains and losses on disposals are determined by comparing proceeds with carrying amount and are recognised within "Net other operating income" in the Consolidated Statement of Profit or Loss. Overall, during the 2019 financial year no impairment was recognised (2018: EUR 338 thousand). The fair value of investment property amounts to EUR 6.3 million (2018: EUR 5.7 million).

The changes in other financial instruments and the respective loss allowances are presented in the following tables. The simplified approach is used when establishing loss allowances.

in '000 EUR	2019	2018
<b>Gross outstanding amount as of 1 January</b>	<b>35,749</b>	<b>40,188</b>
New financial assets originated	189,561	10,214
Derecognition	-187,231	-10,206
Foreign exchange and other movements	-642	-4,272
Sale of/ reclassification to discontinued operations	-2,091	-174
<b>Gross outstanding amount as of 31 December</b>	<b>35,347</b>	<b>35,749</b>

in '000 EUR	2019	2018
<b>Loss allowances as of 1 January</b>	<b>-691</b>	<b>-1,169</b>
New financial assets originated	-84	-391
Release due to derecognition	170	579
Increase/Decrease in credit risk	-224	-433
Foreign exchange and other movements	350	721
Sale of/ reclassification to discontinued operations	48	1
<b>Loss allowances as of 31 December</b>	<b>-431</b>	<b>-691</b>

## (25) Pledged and transferred assets

We have pledged a number of our assets for funding, the majority of which on a portfolio basis. The pledges could be exercised in case of default of principal or interest payment. The maturities of the pledges are in line with the related liabilities.

in '000 EUR	31.12.2019		31.12.2018	
	Pledged assets that can be repledged or sold	related liability	Pledged assets that can be repledged or sold	related liability
Loans and advances to banks	6,228	892	1,123	221
Loans and advances to customers	11,681	16,291	15,607	21,067
Other assets	3,597	2,443	259	0
<b>Total</b>	<b>21,506</b>	<b>19,626</b>	<b>16,988</b>	<b>21,288</b>



**(26) Liabilities to banks**

in '000 EUR	31.12.2019	31.12.2018
up to three months	31,183	57,504
up to one year	181,348	52,829
more than one year	14,287	90,480
<b>Liabilities to banks</b>	<b>226,819</b>	<b>200,813</b>

**(27) Liabilities to customers**

in '000 EUR	31.12.2019	31.12.2018
Current accounts	1,669,908	1,567,399
<i>private individuals</i>	512,691	564,026
<i>legal entities</i>	1,157,217	1,003,373
Savings accounts	1,089,460	880,380
<i>private individuals</i>	576,595	533,785
<i>legal entities</i>	512,865	346,595
Term deposit accounts	1,574,068	1,378,159
<i>private individuals</i>	945,950	794,268
<i>legal entities</i>	628,118	583,891
<b>Liabilities to customers</b>	<b>4,333,436</b>	<b>3,825,938</b>

**(28) Liabilities to international financial institutions**

in '000 EUR	Remaining maturity					noncash-relevant	31.12.2019
	Up to 3 months	3 - 12 months	1 - 5 years	More than 5 years			
Liabilities with fixed interest rate	17,317	105,566	243,665	64,173	-1,809	428,911	
Liabilities with variable interest rate	6,577	67,415	275,839	75,128	-1,417	423,541	
<b>Liabilities to international financial institutions</b>	<b>23,893</b>	<b>172,981</b>	<b>519,504</b>	<b>139,300</b>	<b>-3,225</b>	<b>852,452</b>	

in '000 EUR	Remaining maturity					noncash-relevant	31.12.2018
	Up to 3 months	3 - 12 months	1 - 5 years	More than 5 years			
Liabilities with fixed interest rate	30,035	84,685	248,479	94,126	-2,777	454,549	
Liabilities with variable interest rate	24,173	50,652	231,022	53,685	-968	358,564	
Liability from effective put option	256	0	0	0	0	256	
<b>Liabilities to international financial institutions*</b>	<b>54,465</b>	<b>135,337</b>	<b>479,501</b>	<b>147,811</b>	<b>-3,745</b>	<b>813,369</b>	

\* Previous year figures have been adapted to the current disclosure structure.

**(29) Debt securities**

in '000 EUR	Remaining maturity					31.12.2019
	Up to 3 months	3 - 12 months	1 - 5 years	More than 5 years	noncash-relevant	
Debt securities with fixed interest rate	113	23,790	147,114	55,000	-2,200	223,816
Debt securities with variable interest rate	45,098	65,007	10,000	0	-194	119,911
<b>Debt securities</b>	<b>45,211</b>	<b>88,797</b>	<b>157,114</b>	<b>55,000</b>	<b>-2,395</b>	<b>343,727</b>

in '000 EUR	Remaining maturity					31.12.2018
	Up to 3 months	3 - 12 months	1 - 5 years	More than 5 years	noncash-relevant	
Debt securities with fixed interest rate	0	6,314	21,000	50,000	-2,036	75,278
Debt securities with variable interest rate	45,096	35,089	51,000	0	-251	130,934
<b>Debt securities*</b>	<b>45,096</b>	<b>41,403</b>	<b>72,000</b>	<b>50,000</b>	<b>-2,287</b>	<b>206,212</b>

\* Previous year figures have been adapted to the current disclosure structure.

In 2019, we repaid debt securities totalling EUR 10 million, and new securities totalling EUR 146 million were issued.

**(30) Other liabilities**

in '000 EUR	31.12.2019	31.12.2018
Lease liabilities	19,155	n/a
Deferred income	2,096	3,065
Liabilities for goods and services	6,505	6,960
Non-income tax liabilities	2,796	2,434
Others	2,808	5,988
<b>Other liabilities</b>	<b>33,361</b>	<b>18,448</b>

**(31) Provisions**

Provisions are established when we have a present legal or constructive obligation resulting from past events, it is more likely than not that an outflow of resources will be required to settle the obligation, and the amount can be reliably estimated.

The amount of provisions represents the best possible estimate, taking into account estimation uncertainties regarding the amount to be paid or the probability of occurrence. The majority our obligations will be settled within a one-year period and the maximum expected settlement time is four years. Multi-year obligations are discounted at an average interest rate of 3.5% (2018: 5.4%). Unwinding is recognised as interest expense over time.

The development of provisions is as follows:

in '000 EUR	As of 1 January 2019	Exchange rate					Sale of subsidiaries	As of 31 December 2019
		Additions	Releases	Used adjustments	Unwinding			
Provisions for								
Post-employment benefits	1,602	167	-598	-13	28	0	0	1,186
Imminent losses from off-balance sheet items	2,114	498	-941	0	12	0	0	1,683
Legal risks	1,611	1,451	-208	-245	47	0	-1	2,656
Untaken vacation	2,117	1,619	-108	-1,714	55	0	-48	1,921
Unbilled services	2,373	2,706	-270	-1,974	21	0	0	2,856
Other provisions	717	1,673	-121	-535	34	0	-10	1,758
<b>Provisions</b>	<b>10,534</b>	<b>8,114</b>	<b>-2,246</b>	<b>-4,481</b>	<b>197</b>	<b>0</b>	<b>-59</b>	<b>12,060</b>

in '000 EUR	As of 1 January 2018	IFRS 9						Exchange rate adjustments	Unwinding	As of 31 December 2018
		Adjustments	Additions	Releases	Used					
Provisions for										
Post-employment benefits	1,456	0	241	-157	-2		65	0	1,602	
Imminent losses from off-balance sheet items	1,133	1,312	627	-1,008	0		51	-1	2,114	
Legal risks	2,303	0	231	-306	-628		11	0	1,611	
Untaken vacation	1,992	0	1,837	-125	-1,615		29	0	2,117	
Unbilled services	5,435	0	2,210	-1,146	-4,192		67	0	2,373	
Other provisions	1,658	-34	506	-1,130	-283		-1	0	717	
<b>Provisions</b>	<b>13,976</b>	<b>1,278</b>	<b>5,652</b>	<b>-3,872</b>	<b>-6,721</b>		<b>222</b>	<b>-1</b>	<b>10,534</b>	

Provisions for post-employment benefits include obligations for staff pensions. Provisions for imminent losses from off-balance sheet items include provisions for financial and non-financial off-balance sheet transactions. Provisions for legal risks are mainly established for legal cases. Provisions for untaken vacation are established for employee vacation days still outstanding as of the reporting date. Provisions for unbilled services are established for services which have been provided but not yet invoiced as of the reporting date.

### (32) Subordinated debt

in '000 EUR	Remaining maturity					noncash-relevant	31.12.2019
	Up to 3 months	3 - 12 months	1 - 5 years	More than 5 years			
Subordinated debt with fixed interest rate	0	1,618	20,000	18,000		-1,198	38,420
Subordinated debt with variable interest rate	0	293	15,133	33,352		0	48,778
<b>Subordinated debt</b>	<b>0</b>	<b>1,911</b>	<b>35,133</b>	<b>51,352</b>		<b>-1,198</b>	<b>87,198</b>

in '000 EUR	Remaining maturity					noncash-relevant	31.12.2018
	Up to 3 months	3 - 12 months	1 - 5 years	More than 5 years			
Subordinated debt with fixed interest rate	0	1,618	0	38,000		-1,431	38,187
Subordinated debt with variable interest rate	346	13,559	0	91,048		0	104,953
<b>Subordinated debt*</b>	<b>346</b>	<b>15,177</b>	<b>0</b>	<b>129,048</b>		<b>-1,431</b>	<b>143,140</b>

\* Previous year figures have been adapted to the current disclosure structure.

The change in subordinated debt is as follows:

in '000 EUR	31.12.2018	Cashflow		Non-cashflow		31.12.2019
		Cash out	Cash in	Deferred fees and accrued interest	Foreign exchange movement	
Subordinated debt	143,140	-65,102	0	7,855	1,305	87,198
<b>Total</b>	<b>143,140</b>	<b>-65,102</b>	<b>0</b>	<b>7,855</b>	<b>1,305</b>	<b>87,198</b>

**(33) Fair value of financial instruments**

in '000 EUR 31.12.2019	Category	Carrying value	Fair value	Level 1	Level 2	Level 3
<b>Financial assets</b>						
Cash	FV	142,982	142,982	142,982	0	0
Central bank balances	AC	938,741	938,741	0	938,741	0
Loans and advances to banks	AC	320,737	320,737	0	320,737	0
Derivative financial assets	FV	306	306	0	306	0
Investment securities	FVOCI	378,281	378,281	104,213	274,068	0
Loans and advances to customers	AC	4,690,961	4,703,408	0	0	4,703,408
Other assets (Shares)	FVOCI	6,266	6,266	2,787	1,505	1,974
Other assets (Financial instruments)	AC	34,916	34,916	0	34,282	635
<b>Total</b>		<b>6,513,190</b>	<b>6,525,638</b>	<b>249,983</b>	<b>1,569,638</b>	<b>4,706,017</b>
<b>Financial liabilities</b>						
Liabilities to banks	AC	226,819	225,665	0	36,869	188,796
Derivative financial liabilities	FV	1,742	1,742	0	1,742	0
Liabilities to customers	AC	4,333,436	4,339,305	0	3,004,703	1,334,603
Liabilities to international financial institutions	AC	852,452	813,154	0	1,333	811,820
Debt securities	AC	343,727	343,727	0	0	343,727
Subordinated debt	AC	87,198	92,777	0	0	92,777
<b>Total</b>		<b>5,845,374</b>	<b>5,816,370</b>	<b>0</b>	<b>3,044,647</b>	<b>2,771,723</b>

Categories: FV - at Fair Value; AC - Amortised cost, FVOCI - at Fair Value through other comprehensive income

in '000 EUR 31.12.2018	Category	Carrying value	Fair value	Level 1	Level 2	Level 3
<b>Financial assets</b>						
Cash	FV	157,945	157,945	157,945	0	0
Central bank balances	AC	805,769	805,769	0	805,769	0
Loans and advances to banks	AC	211,592	211,592	0	211,592	0
Derivative financial assets	FV	1,307	1,307	0	1,307	0
Investment securities	FVOCI	297,308	297,308	99,814	197,494	0
Loans and advances to customers	AC	4,267,829	4,247,103	0	0	4,247,103
Other assets (Shares)	FVOCI	5,510	5,510	1,906	1,498	2,105
Other assets (Financial instruments)	AC	35,058	35,058	0	33,928	1,130
<b>Total</b>		<b>5,782,319</b>	<b>5,761,593</b>	<b>259,666</b>	<b>1,251,588</b>	<b>4,250,339</b>
<b>Financial liabilities</b>						
Liabilities to banks	AC	200,813	199,866	0	75,913	123,953
Derivative financial liabilities	FV	998	998	0	998	0
Liabilities to customers	AC	3,825,938	3,832,015	0	2,612,497	1,219,518
Liabilities to international financial institutions	AC	813,369	799,527	0	15,969	783,558
Debt securities	AC	206,212	220,128	0	0	220,128
Subordinated debt	AC	143,140	147,393	0	0	147,393
<b>Total</b>		<b>5,190,470</b>	<b>5,199,928</b>	<b>0</b>	<b>2,705,377</b>	<b>2,494,551</b>

Categories: FV - at Fair Value; AC - Amortised cost, FVOCI - at Fair Value through other comprehensive income

ProCredit's fair value determination gives the highest priority to (unadjusted) quoted prices in active markets for financial instruments and the lowest priority to unobservable inputs. For short-term financial instruments carried at amortised costs, the carrying value represents a reasonable estimate of fair value. The ProCredit group has no fair value financial instruments with Level 3 inputs, with the exception of an insignificant amount of shares. Any reclassification between levels of the fair value hierarchy is carried out at the end of the reporting period.

Upon acquisition, financial instruments are measured at fair value. In principle, this is the transaction price at the time they are acquired. Depending on their respective category, financial instruments are subsequently recognised either at fair value or at (amortised) cost. In general, financial instruments at fair value are measured on a recurring basis.

Fair value is defined as the price that would be received to sell an asset or paid to transfer a liability in an orderly transaction in the principal (or most advantageous) market between market participants at the measurement date.

The ProCredit group applies the IFRS hierarchy to measure fair value. The hierarchy categorises the inputs used in the valuation techniques to measure fair value into three levels:

*(a) Level 1 Inputs*

Quoted prices (unadjusted) in active markets for identical assets or liabilities that the entity can access at the measurement date. A market is regarded as active if quoted prices are readily and regularly available, and those prices represent actual and regularly occurring market transactions on an arm's length basis.

*(b) Level 2 Inputs*

Other than quoted market prices included within Level 1 that are observable for the asset or liability, either directly or indirectly. The valuation techniques applied refer to the current fair value of similar instruments and discounted cash flow models using observable market parameters. Each subsidiary applies individual observable interest and exchange rates, predominantly from local central banks.

*(c) Level 3 Inputs*

Unobservable inputs for the asset or liability. If observable market interest rates are not available, internal rates are used as an input for a discounted cash flow model. Internal rates reflect the cost of funds, taking into account foreign currency effects and maturities as well as a risk margin, e.g. ProCredit Group Funding interest rates. Internal rates are regularly compared to those applied for third-party transactions and are consistent with the parameters of an orderly transaction between market participants under market conditions at the measurement date.

## (34) Equity

*a) Subscribed capital*

	Subscribed capital		Number of ordinary shares	
	2019	2018	2019	2018
As of 1 January	294,492,460	267,720,420	58,898,492	53,544,084
Capital increase	-	26,772,040	-	5,354,408
<b>As of 31 December</b>	<b>294,492,460</b>	<b>294,492,460</b>	<b>58,898,492</b>	<b>58,898,492</b>

The share capital amounts to EUR 294.5 million and is divided into 58,898,492 non-par value shares. All issued shares are non-par value shares and fully paid. The holders of ordinary shares are entitled to receive dividends (as resolved) and are entitled to one vote per share. At the Annual General Meeting, the Management Board intends to propose the distribution of dividends totalling EUR 17.7 million (2018: EUR 17.7 million). This corresponds to EUR 0.30 per share. A dividend of EUR 0.30 per share was distributed to shareholders for 2018.

The Management Board is authorised, with the consent of the Supervisory Board, to increase the share capital by issuing 5,889,849 new registered value shares for cash and non-cash consideration by a total amount of up to EUR 29.4 million, which may be issued in whole or in part until 22 May 2023.

By resolution of the Extraordinary General Meeting of 15 November 2019, the general partner, ProCredit General Partner AG, was authorised to acquire treasury shares of stock in accordance with section 71 (1) no. 8 AktG. The acquisition is possible for any legally permissible purpose. The authorisation is valid until five years after the date of the resolution and is limited in total to 1.5% of the share capital existing at the time the resolution is adopted by the General Meeting or – if lower – of the share capital existing at the time the authorisation is exercised. As of 31 December 2019 the ProCredit group did not hold any treasury shares of stock.

*b) Capital reserve*

Premiums from the issue of shares are shown in the capital reserve. The costs for issuing new shares are offset against capital reserve.

*c) Retained earnings*

The retained earnings mainly result from profit carried forward from previous years, less dividends distributed. The retained earnings also include the legal reserve.

*d) Translation reserve*

The translation reserve includes exchange rate gains and losses arising from capital consolidation and is based on exchange rate differences from the currency translation of the financial statements of consolidated subsidiaries.

*e) Revaluation reserve*

The results from the measurement of investment securities and shares, after taking deferred taxes into account, as well as loss allowances for investment securities, are recognised in the revaluation reserve.



## D. Additional Notes

### (35) Regulatory own funds

The ProCredit group calculates its capital adequacy according to CRR and CRD IV on the basis of the IFRS consolidated financial statements. Whereas the capital requirements for the ProCredit group are imposed and monitored by BaFin and by the Supervisory College, the individual ProCredit banks are subject to the requirements imposed by the respective national supervisory authorities. These national requirements are largely based on the recommendations of the Basel Committee. In addition to compliance with the national requirements, each ProCredit bank calculates its capital ratios in accordance with CRR and ensures compliance with internally defined minimum requirements.

As of 31 December 2019, the Common Equity Tier 1 capital of the ProCredit group amounted to EUR 742 million, which is EUR 64 million higher than the previous year. This increase is mainly due to the recognition of interim profits and the positive development of the currency translation reserve. Tier 2 capital as of 31 December 2019 stood at EUR 84 million, a decrease of EUR 46 million from the previous period that can largely be attributed to the early repayment of subordinated debt.

in '000 EUR	31.12.2019	31.12.2018
Common equity Tier 1 capital	742,324	677,931
Additional Tier 1 capital	0	0
Tier 2 capital	83,734	129,956
<b>Total capital</b>	<b>826,059</b>	<b>807,887</b>
<b>Risk weighted assets</b>	<b>5,252,032</b>	<b>4,699,759</b>

#### Regulatory own funds of the ProCredit group

The risk-weighted assets of the ProCredit group increased during the year by EUR 557 million or 12%, reaching a total amount of EUR 5.3 billion. This reflects the dynamic growth of the group during the period, which had an effect on all RWA components except operational risk.

For assessing the exposure towards credit risk, the credit risk standardised approach (CRSA) is used for all exposure classes. The amount of credit risk increased in 2019 by EUR 520 million, ending the period at EUR 4.2 billion.

Since the ProCredit group consists only of non-trading book institutions, the market risks are limited to foreign currency risk. This arises almost exclusively as a result of the equity holdings denominated in foreign currency that ProCredit Holding maintains in its foreign subsidiaries. The amount for foreign currency risk as of 31 December 2019 was EUR 574 million, which represents an increase of EUR 63 million.

The ProCredit group applies the standardised approach to quantify operational risk. The amount for operational risk at year-end was EUR 436 million, representing a decrease of EUR 31 million during the course of the period.

Given the small volume of derivatives held by the group, the risk arising from credit valuation adjustment (CVA) is insignificant. The standard method is used for calculation. The amount for CVA risk increased slightly and, as of 31 December 2019, was EUR 1 million.

in '000 EUR	31.12.2019		31.12.2018	
	Risk-weighted assets	Capital requirements	Risk-weighted assets	Capital requirements
Credit risk	4,240,209	339,217	3,720,321	297,626
Market risk (currency risk)	574,142	45,931	511,232	40,899
Operational risk	436,233	34,899	466,945	37,356
CVA risk*	1,449	116	1,261	101
<b>Total</b>	<b>5,252,032</b>	<b>420,163</b>	<b>4,699,759</b>	<b>375,981</b>

\* Risk amount due to the credit valuation adjustment (CVA)

Risk-weighted assets and capital requirements, by risk category

The CRR minimum capital ratios are set to 4.5% for the Common Equity Tier 1 capital ratio, 6% for the Tier 1 capital ratio and 8% for the total capital ratio. In addition, various capital buffers consisting of CET1 capital must be maintained: The capital conservation buffer, which had been introduced in stages, reached its full amount of 2.5% during the year under review. The institution-specific countercyclical capital buffer amounted to 0.1% as at 31 December 2019. An individual capital add-on pursuant to the Supervisory Review and Evaluation Process (SREP) was set for the ProCredit group based on total capital. This add-on was reduced in 2019 from 3% to 2.5%. Overall, this results (taking into account the capital buffers) in a minimum capital requirement of 8.5% for the CET1 capital ratio, 10.4% for the T1 capital ratio and 13.1% for the total capital ratio of ProCredit group. In February 2020, BaFin notified ProCredit Holding of a further reduction in the SREP add-on to 2.0%.

During the reporting period, the ProCredit group met all regulatory capital requirements at all times. The capital ratios of the ProCredit group are shown below:

	31.12.2019	31.12.2018
Common equity Tier 1 capital ratio	14.1%	14.4%
Tier 1 capital ratio	14.1%	14.4%
<b>Total capital ratio</b>	<b>15.7%</b>	<b>17.2%</b>

*Capital ratios of the ProCredit group*

### (36) Contingent liabilities and commitments

in '000 EUR	31.12.2019	31.12.2018
Credit commitments (revocable)	518,714	449,028
Payment guarantees	119,853	121,983
Performance guarantees	89,700	58,533
Credit commitments (irrevocable)	15,037	14,605
Letters of credit	2,056	5,686
<b>Total</b>	<b>745,360</b>	<b>649,835</b>

The above table discloses the contractually agreed maximum amounts of contingent liabilities, without consideration of collateral. We expect that the most significant portion of these will expire without being drawn upon.

**(37) Subsidiaries**

The following subsidiaries are included in the scope of consolidation:

#	Name of institution	Company purpose	Principal place of business	Turnover in '000 EUR	Profit before tax in '000 EUR	Income tax expenses in '000 EUR	Staff No. 31.12.2019	Proportion of ownership interest	
								31.12.2019	31.12.2018
<b>EU member states</b>									
1	ProCredit Bank (Bulgaria) E.A.D.	Credit institution with banking licence	Bulgaria	41,509	20,656	2,153	360	100.0	100.0
2	ProCredit Bank AG	Credit institution with banking licence	Germany	10,118	1,644	0	60	100.0	100.0
3	ProCredit Academy GmbH*	Training academy	Germany	3,051	0	0	28	100.0	100.0
4	Quipu GmbH	IT consulting and software company	Germany	29,432	907	78	381	100.0	100.0
5	PC Finance II B.V.	Special purpose vehicle	The Netherlands	2	0	0	0	n/a	n/a
6	ProCredit Bank S.A.	Credit institution with banking licence	Romania	11,535	-4,128	-37	210	100.0	100.0
<b>Non-EU member states</b>									
7	ProCredit Bank Sh.a	Credit institution with banking licence	Albania	5,822	-6,646	0	100	100.0	100.0
8	ProCredit Bank d.d.	Credit institution with banking licence	Bosnia and Herzegovina	7,364	-557	205	130	100.0	100.0
9	Banco ProCredit Colombia S.A.**	Credit institution with banking licence	Colombia	2,069	-2,897	0	0	0.0	96.7
10	Banco ProCredit S.A.	Credit institution with banking licence	Ecuador	15,606	40	1,322	225	100.0	100.0
11	JSC ProCredit Bank	Credit institution with banking licence	Georgia	21,610	10,515	1,497	260	100.0	100.0
12	ProCredit Bank Sh.a	Credit institution with banking licence	Kosovo	33,234	24,180	2,728	254	100.0	100.0
13	ProCredit Bank A.D.	Credit institution with banking licence	North Macedonia	13,258	4,637	477	160	100.0	100.0
14	ProCredit Regional Academy* Eastern Europe	Training academy	North Macedonia	36	-182	0	4	100.0	100.0
15	Administración y Recuperación de Cartera Michoacán S. A. de C. V., SOFOM, E. N. R**	Special purpose vehicle	Mexico	0	-10	0	0	0.0	100.0
16	BC ProCredit Bank	Credit institution with banking licence	Moldova	10,109	5,098	641	105	100.0	100.0
17	ProCredit Bank a.d. Beograd	Credit institution with banking licence	Serbia	28,051	6,920	1,011	361	100.0	100.0
18	JSC ProCredit Bank	Credit institution with banking licence	Ukraine	49,952	29,411	5,228	279	92.6	91.8

\* Not considered in the regulatory scope of consolidation.

\*\* The amounts shown here include the values up to the time of deconsolidation.

Turnover is defined as operating income before loss allowances and administrative expenses. The amounts shown are reported for each country without eliminating transactions between group companies, i.e. based on the respective annual financial statements for each subsidiary.

The two subsidiaries – ProCredit Reporting DOOEL, North Macedonia, and Pro Energy L.L.C., Kosovo – are not included in the scope of consolidation due to materiality considerations. The group holds 100% ownership in both companies. ProCredit Reporting DOOEL supports the reporting activities of the group and Pro Energy L.L.C. will be engaged in the production, trade and distribution of renewable energy. In December 2019, the special purpose entity PC Finance II B.V. was deconsolidated based on materiality considerations. Part of the loan portfolio of ProCredit Bank Serbia was securitised through this special purpose vehicle. The group has no subsidiary with a material non-controlling interest.

*(a) Acquisition of shares in subsidiaries*

ProCredit Holding raised its stake in ProCredit Bank Ukraine by 0.8% through capital increase.

*(b) Discontinued operations*

During the financial year, we deconsolidated the Mexican special purpose vehicle "Administración y Recuperación de Cartera Michoacán S. A. de C. V., SOFOM, E. N. R" (ARDEC Mexico) and Banco ProCredit Colombia S.A. (ProCredit Bank Colombia). ARDEC Mexico was sold in January 2019. The shares in ProCredit Bank Colombia were increased to 100% in October 2019 and subsequently sold. In carrying out this transaction, ProCredit Holding exercised a purchase option on 3.3% of the shares.

The result of both companies is presented under discontinued operations. The net results on disposals are recognised in the "Profit of the period from discontinued operations". The assets, liabilities, and profit of the period of the discontinued operations are presented as follows:

in '000 EUR	ARDEC	ProCredit Bank
<b>Assets</b>	<b>Mexico</b>	<b>Colombia</b>
Cash	0	214
Central bank balances	0	3,172
Loans and advances to banks	243	1,720
Investment securities	0	1,177
Loans and advances to customers	0	39,386
Others	1,155	2,727
<b>Discontinued operations</b>	<b>1,398</b>	<b>48,395</b>

in '000 EUR	ARDEC	ProCredit Bank
<b>Liabilities</b>	<b>Mexico</b>	<b>Colombia</b>
Liabilities to banks	0	268
Liabilities to customers	0	43,223
Others	572	580
<b>Discontinued operations</b>	<b>572</b>	<b>44,071</b>

in '000 EUR	ARDEC	ProCredit Bank
	<b>Mexico</b>	<b>Colombia</b>
Assets	1,398	48,395
Liabilities	572	44,071
Equity	826	4,325
Non-controlling interests, in percent	0.0%	0.0%
Non-controlling interests	0	0
Time of sale	Jan. 19	Oct. 19
Proceeds from sale	675	4,270
Net assets disposed, without non-controlling interests	826	4,325
Reclassification of equity reserves	92	-5,297
<b>Result on disposal</b>	<b>-60</b>	<b>-5,352</b>

in '000 EUR	1.1.-31.12.2019	1.1.-31.12.2018
<b>Profit of the period from discontinued operations</b>		
Income	-180	4,772
Expenses	6,978	10,264
Result on disposal (exclusive taxes)	-60	0
<b>Profit before tax</b>	<b>-7,217</b>	<b>-5,491</b>
Income tax expenses	0	1,650
<b>Profit of the period</b>	<b>-7,217</b>	<b>-7,142</b>
<i>Profit attributable to ProCredit shareholders</i>	<i>-7,121</i>	<i>-7,020</i>
<i>Profit attributable to non-controlling interests</i>	<i>-96</i>	<i>-122</i>

The income tax expense of discontinued operations is attributable in full to the result from ordinary business activities.

*(c) Significant restrictions*

The ProCredit group does not have significant restrictions on its ability to access or use its assets and settle its liabilities other than those resulting from the supervisory frameworks within which the banking subsidiaries operate. These frameworks require banking subsidiaries to keep certain levels of regulatory capital and liquid assets. Furthermore, some subsidiaries have to limit their exposure to group companies and comply with other financial ratios.

In some countries where the ProCredit group operates, dividend payments may be subject to certain restrictions insofar as the regulatory authorities might reserve the right to approve such dividend payments.

**(38) Related-party transactions**

Entities or persons are considered to be related parties if they are in a relationship with ProCredit group and if these have the ability to directly or indirectly control or exercise significant influence in making financial or operational decisions. The group's related parties include key management personnel, close family members of key management personnel, ProCredit General Partner AG, Frankfurt am Main, as the direct parent company and ultimate controlling party, subsidiaries and entities which are controlled or significantly influenced by key management personnel or their close family members (Zeitinger Invest GmbH, Frankfurt am Main).

All transactions are performed substantially on the same terms, including interest rates and security, as for transactions of a similar nature with third party counterparts. The expenses for ProCredit General Partner AG consist mainly of remuneration of the members of the Management Board. The liabilities largely comprise client deposits. All transactions between ProCredit Holding and its subsidiaries are eliminated on consolidation (see note (13)), so they are not disclosed as related-party transactions.

in '000 EUR	Management Board	Supervisory board	Family members of key personnel	ProCredit General Partner AG	Zeitinger Invest GmbH	1.1.-31.12.2019
Income	0	0	0	1	7	9
Expenses	9	20	41	802	0	870
<b>Net income</b>	<b>-9</b>	<b>-19</b>	<b>-41</b>	<b>-800</b>	<b>7</b>	<b>-862</b>
						<b>31.12.2019</b>
Assets	0	46	0	0	0	46
Liabilities	50	357	79	0	0	487

in '000 EUR	Management Board	Supervisory board	Family members of key personnel	ProCredit General Partner AG	Zeitinger Invest GmbH	1.1.-31.12.2018
Income	0	0	0	0	7	7
Expenses	13	19	29	750	0	811
<b>Net income</b>	<b>-13</b>	<b>-19</b>	<b>-29</b>	<b>-750</b>	<b>7</b>	<b>-803</b>
						<b>31.12.2018</b>
Assets	0	0	0	0	0	0
Liabilities	50	357	79	0	0	486

**(39) Number of employees**

	2019		2018	
	Average	At year end	Average	At year end
Germany	477	491	444	440
Eastern Europe	641	644	630	615
South Eastern Europe	1,618	1,664	1,755	1,604
South America	220	225	323	312
<b>Total</b>	<b>2,956</b>	<b>3,024</b>	<b>3,152</b>	<b>2,971</b>

**(40) Events after the reporting period**

In January 2020 ProCredit Holding acquired the outstanding minority shares in ProCredit Bank Ukraine. ProCredit Holding now holds 100% of the issued share capital of the bank.

Due to the worldwide spread of COVID-19, global economic growth may be severely impaired. This is likely to have a negative impact on the growth of our customer loan portfolio and our profitability. Given the current degree of uncertainty, it is not possible to quantify the financial impact.

**Responsibility of the legal representatives**

To the best of our knowledge, and in accordance with the applicable reporting principles, we assert that the consolidated financial statements give a true and fair view of the financial position and financial performance of the group, and the consolidated management report includes a fair review of the development and performance of the business and the position of the group, together with a description of the significant opportunities and risks associated with the expected development of the group.

Frankfurt am Main, 18 March 2020

ProCredit Holding AG & Co. KGaA

represented by:

ProCredit General Partner AG (personally liable shareholder)

**Management Board**


Sandrine Massiani



Dr Gabriel Schor

## 1 REPRODUCTION OF THE INDEPENDENT AUDITOR'S REPORT

Based on the results of our audit, we have issued the following unqualified audit opinion:

---

### INDEPENDENT AUDITOR'S REPORT

To ProCredit Holding AG & Co. KGaA, Frankfurt am Main

### REPORT ON THE AUDIT OF THE CONSOLIDATED FINANCIAL STATEMENTS AND OF THE COMBINED MANAGEMENT REPORT

#### *Opinions*

We have audited the consolidated financial statements of ProCredit Holding AG & Co. KGaA, and its subsidiaries (the Group), which comprise the consolidated statement of financial position as at 31 December 2019, and the consolidated statement of profit or loss, consolidated statement of other comprehensive income, consolidated statement of changes in equity and consolidated statement of cash flows for the financial year from 1 January to 31 December 2019, and notes to the consolidated financial statements, including a summary of significant accounting policies. In addition, we have audited the combined management report of ProCredit Holding AG & Co. KGaA for the financial year from 1 January to 31 December 2019. In accordance with German legal requirements, we have not audited the content of those components of the combined management report specified in the "Other Information" section of our auditor's report.

In our opinion, on the basis of the knowledge obtained in the audit,

- the accompanying consolidated financial statements comply, in all material respects, with the IFRSs as adopted by the EU, and the additional requirements of German commercial law pursuant to Section 315e (1) HGB [Handelsgesetzbuch: German Commercial Code] and, in compliance with these requirements, give a true and fair view of the assets, liabilities, and financial position of the Group as at 31 December 2019, and of its financial performance for the financial year from 1 January to 31 December 2019, and
- the accompanying combined management report as a whole provides an appropriate view of the Group's position. In all material respects, this combined management report is consistent with the consolidated financial statements, complies with German legal requirements and appropriately presents the opportunities and risks of future development. Our opinion on the combined management report does not cover the content of those components of the combined management report specified in the "Other Information" section of the auditor's report.

Pursuant to Section 322 (3) sentence 1 HGB, we declare that our audit has not led to any reservations relating to the legal compliance of the consolidated financial statements and of the combined management report.

#### *Basis for the Opinions*

We conducted our audit of the consolidated financial statements and of the combined management report in accordance with Section 317 HGB and the EU Audit Regulation No 537/2014 (referred to subsequently as "EU Audit Regulation") and in compliance with German Generally Accepted Standards for Financial Statement Audits promulgated by the Institut der Wirtschaftsprüfer [Institute of Public Auditors in Germany] (IDW). Our responsibilities under those requirements and principles are further described in the "Auditor's Responsibilities for the Audit of the Consolidated Financial Statements and of the Combined Management Report" section of our auditor's report. We are independent of the group entities in accordance with the requirements of European law and German commercial and professional law, and we have fulfilled our other German professional responsibilities in accordance with these requirements. In addition, in accordance with Article 10 (2)(f) of the EU Audit Regulation, we declare that we have not provided non-audit services prohibited under Article 5 (1) of the EU Audit Regulation. We believe that the evidence we have obtained is sufficient and appropriate to provide a basis for our opinions on the consolidated financial statements and on the combined management report.

#### *Key Audit Matters in the Audit of the Consolidated Financial Statements*

Key audit matters are those matters that, in our professional judgement, were of most significance in our audit of the consolidated financial statements for the financial year from 1 January to 31 December 2019. These matters were addressed in the context of our



audit of the consolidated financial statements as a whole, and in forming our opinion thereon, we do not provide a separate opinion on these matters.

*Estimation of probabilities of default and implementation of stage transfer to measure stage 1 and stage 2 expected credit losses for loans and advances to customers in accordance with IFRS 9*

The key policies for the accounting and measurement of financial instruments according to IFRS 9 are disclosed in note "A.4 Financial Instruments" of the consolidated financial statements. For information on impairment under IFRS 9 please refer to Section "Loss allowances" in the combined management report.

## THE FINANCIAL STATEMENT RISK

The group presents loss allowances for loans and advances to customers in the amount of EUR - 106.372 million as at 31 December 2019 in its consolidated financial statements. This was attributable to exposures of EUR -32.022 million allocated to stage 1 and EUR -7.575 million allocated to stage 2.

The loss allowances are measured using the input parameter probability of default (PD), loss given default (LGD) and exposure at default (EAD). The determination of probabilities of default is particularly significant for our audit. The loss allowances for financial assets that are not credit impaired (stage 3) under IFRS 9 is accounted for based on the change in expected probability of default for the remaining contractual lifetime. If this probability of default has increased significantly since initial recognition, the loss allowances are measured at the amount of the expected credit loss over the remaining lifetime (stage 2) or in the amount of the 12-month expected credit loss (stage 1). The expected probabilities of default are estimated by the Group. Predefined thresholds serve as criteria to identify the occurrence of a significant increase in credit risk (stage transfer criterion).

Estimating the probabilities of default and determining the stage transfer criterion requires judgement. Therefore, it was particularly significant for our audit that the estimate of probabilities of default used to measure stage 1 and stage 2 expected credit losses, as well as the stage transfer criterion, had been properly designed and applied in accordance with the requirements of IFRS 9.

## OUR AUDIT APPROACH

Based on our risk assessment and evaluation of the risks of material misstatement, we used both control-based and substantive audit procedures to derive to our audit opinion. We therefore performed the following audit procedures, among others:

First, we gained insights into the internal control system to ensure the proper determination of the relevant information for probabilities of default. We performed a test of design for selected controls relating to the derivation of probabilities of default and the definition of the criterion to implement the stage transfer criterion.

In this context, we assessed the approach to derive the 12-month probability of default from the individual risk classification for customers and the derivation of the expected probability of default for the remaining lifetime in respect of their general suitability. In addition, we assessed the stage transfer criterion derived by the Group. We involved KPMG credit specialists in our audit.

We further performed substantive audit procedures. For a selection of significant sub-portfolios chosen according to risk criteria, we verified the derivation of the probabilities of default for each risk category. We supplemented this by reviewing the completeness and accuracy of the data used by at the Group level to derive the probabilities of default as at the closing date of 31 December 2019.

## OUR OBSERVATIONS

The probabilities of default used to measure stage 1 and stage 2 expected credit loss allowances for loans and advances to customers under IFRS 9 and the design of the stage transfer criterion have been properly derived.

*Other Information*

Management and respectively the Supervisory Board are responsible for the other information. The other information comprises:

- The non-financial group statement, which is referred to in the combined management report,
- the corporate governance report contained in the combined management report,
- the information not typically included in the combined management report marked as unaudited and
- the remaining parts of the annual report, with the exception of the audited consolidated financial statements, the combined management report information audited for content and our auditor's report.

Our opinions on the consolidated financial statements and on the combined management report do not cover the other information, and consequently we do not express an opinion or any other form of assurance conclusion thereon.

In connection with our audit, our responsibility is to read the other information and, in so doing, to consider whether the other information

- is materially inconsistent with the consolidated financial statements, with the combined management report information audited for content or our knowledge obtained in the audit, or
- otherwise appears to be materially misstated.

*Responsibilities of Management and the Supervisory Board for the Consolidated Financial Statements and the Combined Management Report*

Management is responsible for the preparation of consolidated financial statements that comply, in all material respects, with IFRSs as adopted by the EU and the additional requirements of German commercial law pursuant to Section 315e (1) HGB and that the consolidated financial statements, in compliance with these requirements, give a true and fair view of the assets, liabilities, financial position and financial performance of the Group. In addition, management is responsible for such internal control as they have determined necessary to enable the preparation of consolidated financial statements that are free from material misstatement, whether due to fraud or error.

In preparing the consolidated financial statements, management is responsible for assessing the Group's ability to continue as a going concern. They also have the responsibility for disclosing, as applicable, matters related to going concern. In addition, they are responsible for financial reporting based on the going concern basis of accounting unless there is an intention to liquidate the Group or to cease operations, or there is no realistic alternative but to do so.

Furthermore, management is responsible for the preparation of the combined management report that, as a whole, provides an appropriate view of the Group's position and is, in all material respects, consistent with the consolidated financial statements, complies with German legal requirements, and appropriately presents the opportunities and risks of future development. In addition, management is responsible for such arrangements and measures (systems) as they have considered necessary to enable the preparation of a combined management report that is in accordance with the applicable German legal requirements, and to be able to provide sufficient appropriate evidence for the assertions in the combined management report.

The Supervisory Board is responsible for overseeing the Group's financial reporting process for the preparation of the consolidated financial statements and of the combined management report.

*Auditor's Responsibilities for the Audit of the Consolidated Financial Statements and of the Combined Management Report*

Our objectives are to obtain reasonable assurance about whether the consolidated financial statements as a whole are free from material misstatements, whether due to fraud or error, and whether the combined management report as a whole provides an appropriate view of the Group's position and, in all material respects, is consistent with the consolidated financial statements and the knowledge obtained in the audit, complies with the German legal requirements and appropriately presents the opportunities and risks of future development, as well as to issue an auditor's report that includes our opinions on the consolidated financial statements and on the combined management report.

Reasonable assurance is a high level of assurance, but is not a guarantee that an audit conducted in accordance with Section 317 HGB and the EU Audit Regulation and in compliance with German Generally Accepted Standards for Financial Statement Audits promulgated

by the Institut der Wirtschaftsprüfer (IDW) will always detect a material misstatement. Misstatements can arise from fraud or error and are considered material if, individually or in the aggregate, they could reasonably be expected to influence the economic decisions of users taken on the basis of these consolidated financial statements and this combined management report.

We exercise professional judgement and maintain professional scepticism throughout the audit. We also:

- Identify and assess the risks of material misstatement of the consolidated financial statements and of the combined management report, whether due to fraud or error, design and perform audit procedures responsive to those risks, and obtain audit evidence that is sufficient and appropriate to provide a basis for our opinions. The risk of not detecting a material misstatement resulting from fraud is higher than for one resulting from error, as fraud may involve collusion, forgery, intentional omissions, misrepresentations, or the override of internal controls.
- Obtain an understanding of internal control relevant to the audit of the consolidated financial statements and of arrangements and measures (systems) relevant to the audit of the combined management report in order to design audit procedures that are appropriate in the circumstances, but not for the purpose of expressing an opinion on the effectiveness of these systems.
- Evaluate the appropriateness of accounting policies used by management and the reasonableness of estimates made by management and related disclosures.
- Conclude on the appropriateness of management's use of the going concern basis of accounting and, based on the audit evidence obtained, whether a material uncertainty exists related to events or conditions that may cast significant doubt on the Group's ability to continue as a going concern. If we conclude that a material uncertainty exists, we are required to draw attention in the auditor's report to the related disclosures in the consolidated financial statements and in the combined management report or, if such disclosures are inadequate, to modify our respective opinions. Our conclusions are based on the audit evidence obtained up to the date of our auditor's report. However, future events or conditions may cause the Group to cease to be able to continue as a going concern.
- Evaluate the overall presentation, structure and content of the consolidated financial statements, including the disclosures, and whether the consolidated financial statements present the underlying transactions and events in a manner that the consolidated financial statements give a true and fair view of the assets, liabilities, financial position and financial performance of the Group in compliance with IFRSs as adopted by the EU and the additional requirements of German commercial law pursuant to Section 315e (1) HGB.
- Obtain sufficient appropriate audit evidence regarding the financial information of the entities or business activities within the Group to express opinions on the consolidated financial statements and on the combined management report. We are responsible for the direction, supervision and performance of the group audit. We remain solely responsible for our opinions.
- Evaluate the consistency of the combined management report with the consolidated financial statements, its conformity with [German] law, and the view of the Group's position it provides.
- Perform audit procedures on the prospective information presented by management in the combined management report. On the basis of sufficient appropriate audit evidence we evaluate, in particular, the significant assumptions used by management as a basis for the prospective information, and evaluate the proper derivation of the prospective information from these assumptions. We do not express a separate opinion on the prospective information and on the assumptions used as a basis. There is a substantial unavoidable risk that future events will differ materially from the prospective information.

We communicate with those charged with governance regarding, among other matters, the planned scope and timing of the audit and significant audit findings, including any significant deficiencies in internal control that we identify during our audit.

We also provide those charged with governance with a statement that we have complied with the relevant independence requirements, and communicate with them all relationships and other matters that may reasonably be thought to bear on our independence, and where applicable, the related safeguards.

From the matters communicated with those charged with governance, we determine those matters that were of most significance in the audit of the consolidated financial statements of the current period and are therefore the key audit matters. We describe these matters in our auditor's report unless law or regulation precludes public disclosure about the matter.

## **OTHER LEGAL AND REGULATORY REQUIREMENTS**

### **Further information pursuant to Article 10 of the EU Audit Regulation**

We were elected as group auditor at the annual general meeting on 17 May 2019. We were engaged by the Supervisory Board on 18 June 2019. We have been the group auditor of ProCredit Holding AG & Co. KGaA since financial year 2019.

We declare that the opinions expressed in this auditor's report are consistent with the additional report to the Audit Committee pursuant to Article 11 of the EU Audit Regulation (long-form audit report).

## **GERMAN PUBLIC AUDITOR RESPONSIBLE FOR THE ENGAGEMENT**

The German Public Auditor responsible for the engagement is Markus Fox.

Frankfurt am Main, 20 March 2020

KPMG AG  
Wirtschaftsprüfungsgesellschaft

[signature] Fox  
Wirtschaftsprüfer  
[German Public Auditor]

[signature] Zissel  
Wirtschaftsprüfer  
[German Public Auditor]





*ProCredit*  
H O L D I N G

ProCredit Holding AG & Co. KGaA  
Rohmerplatz 33-37  
60486 Frankfurt am Main, Germany  
Tel. +49-(0)69 - 95 14 37-0  
Fax +49-(0)69 - 95 14 37-168  
[www.procredit-holding.com](http://www.procredit-holding.com)

© 03/2020 ProCredit Holding AG & Co. KGaA  
All rights reserved